

**EDITORIAL BOARD**  
**ESTEEM VOLUME 7, NUMBER 1, 2011**  
**Universiti Teknologi MARA (UiTM), Pulau Pinang**  
**ENGINEERING**

**ADVISORS**

Dato' Prof. Ir. Dr. Sahol Hamid Abu Bakar, FASc  
Assoc. Prof. Mohd Zaki Abdullah

**PANEL OF REVIEWERS**

Assoc. Prof. Ir. Bahardin Baharom (*Universiti Teknologi MARA*)  
Assoc. Prof. Dr. Ramlan Zailani (*Universiti Teknologi MARA*)  
Assoc. Prof. Dr. Ruzitah Mohd Salleh (*Universiti Teknologi MARA*)  
Assoc. Prof. Dr. Habibah Hashim (*Universiti Teknologi MARA*)  
Assoc. Prof. Dr. Nooritawati Md. Tahir (*Universiti Teknologi MARA*)  
Dr. Clotilda Petrus (*Universiti Teknologi MARA*)

**CHIEF EDITOR**

Soffian Noor Mat Saliah

**MANAGING EDITOR**

Lim Teck Heng

**LANGUAGE EDITORS**

Emily Jothee Mathai (*Universiti Teknologi MARA*)  
Rasaya AL Marimuthu (*Universiti Teknologi MARA*)  
Suzana Abd Rahim (*Universiti Teknologi MARA*)  
Rosmaliza Mohamed (*Universiti Teknologi MARA*)  
Fazrul Azmi Zulkifli (*Universiti Teknologi MARA*)  
Liaw Shun Chone (*Universiti Teknologi MARA*)  
Lim Teck Heng (*Universiti Teknologi MARA*)

Copyright © 2011 UiTM, Pulau Pinang

All rights reserved. No part of this publication may be reproduced, stored in a retrieval system, or transmitted in any form or any means, electronic, mechanical, photocopying, recording or otherwise, without prior permission, in writing, from the publisher.

*ESTEEM Academic Journal is jointly published by the Universiti Teknologi MARA, Pulau Pinang and UiTM Press, Universiti Teknologi MARA, 40450 Shah Alam, Selangor, Malaysia.*

*The views, opinions and technical recommendations expressed by the contributors and authors are entirely their own and do not necessarily reflect the views of the editors, the Faculty or the University.*

# ESTEEM

## Academic Journal UiTM Pulau Pinang

Volume 7, Number 1

June 2011

ISSN 1675-7939

<i>Foreword</i>	iii
1. Three Dimensional Analysis Using Finite Volume Based CFD Simulation to Determine Junction Temperature on Electronic Components Mazlan Mohamed Rahim Atan Mohd Zulkify Abdullah	1
2. Intruder Detection System (IDS) Evasion Solahuddin Yusuf Fadhlullah Mohamad Adha Mohamad Idin Mohd Halim Mohd Noor	15
3. The Effect of Wick Structure and Filling Ratio to the Vapour Chamber Performance in Electronic Cooling System Using an Experimental Method Fairosidi Idrus Yusli Yaakob Muhammad Abdul Razak Mazlan Mohamed Azli Abd. Razak Mohd Zulkify Abdullah Muhammad Khalil Abdullah	31
4. An Introduction to e-SSC Test Kit as a New Technique to Characterize Swelling and Shrinkage Potential of Rock Material Intan Shafika Saiful Bahri Zainab Mohamed Rozaini Ramli Mohd Hidayat Mior Abas	43

5. Determination of Soil Erodibility, K Factor for Sungai Kurau Soil Series Rozaini Ramli Intan Shafika Saiful Bahri	55
6. Skin Detection Using Color Component Subtraction and Texture Information Rizal Mat Jusoh Saiful Fadzli Saliان Sharifah Saliha Syed Bahrom	67
7. Effect of Various Sizes Extraction of Wood-Wool on the Properties of Wood-Wool Cement Board Manufactured from Kelampayan ( <i>Neolamarckia Cadamba</i> ) Mohd Azrizal Fauzi Zakiah Ahmad	83

## Foreword

Alhamdulillah. First of all a big thank you and congratulations to the Editorial Board of ESTEEM Academic Journal of Universiti Teknologi MARA (UiTM), Pulau Pinang for their diligent work in producing this issue. I also would like to thank the academicians for their contributions and the reviewers for their meticulous vetting of the manuscripts. A special thanks to UiTM Press (Penerbit UiTM) for giving us this precious opportunity to publish this first issue of volume 7.

In this issue, we have compiled an array of seven interesting engineering research and technical based articles for your reading. Mazlan Mohamed, Rahim Atan and Mohd. Zulkify Abdullah presents the simulation of three dimensional numerical analysis of heat and fluid flow through chip package. 3D model of chip packages is built using GAMBIT and simulated using FLUENT software. The authors had made comparison between three types of material in the term of junction temperature and found that the junction temperature of the nano-silver had the lowest junction temperature compared to epoxy and composite polymer. It was also found that the nano-silver had the highest value of thermal conductivity.

Solahuddin Yusuf Fadhlullah, Mohamad Adha Mohamad Idin and Mohd Halim Mohd Noor wrote an article that looks at Intrusion Detection System (IDS). In this study major and well known evasion techniques are exposed and discussed. Countermeasures are also mentioned and listed down in order to mitigate the threat of IDS evasion.

The third article written by Fairoside Idrus et al. looked at the effect of wick structure and filling ratio to the vapour chamber performance in electronic cooling using an experimental method. The experimental results show that the rectangular wick structure gives the lowest thermal resistance and the wick structure with the working fluid and the boiling phenomenon is practically effective for a 45% fill ratio.

The article entitled “an introduction to e-ssc test kit as a new technique to characterize swelling and shrinkage potential of rock material” authored by Intan Shafika Saiful Bahri et al. A study was conducted to re-characterize the properties and behaviors of these weakly cemented rocks which were found to be very sensitive to moisture changes. A real time laboratory study determines the typical free swell and shrinkage behavior of the materials that potentially induced slope failures.

The fifth article by Rozaini Ramli and Intan Shafika Saiful Bahri examine on the determination of soil erodibility, k factor for sungai kurau soil series. The author concluded that  $T_{ew}$  equation indicates the smallest error for RMSE and suggested to be the most applicable method for statistical determination of soil erodibility for Malaysian soil series.

Rizal Mat Jusoh, Sharifah Saliha Syed Bahrom and Saiful Fadzli Salian present the Skin Detection Using Color Component Subtraction and Texture Information. In this study the algorithm is tested on color images focusing on palm and face skin regions. The author concluded that the algorithm is able to achieve more than 90% of detection rate.

The last article is entitled effect of various sizes extraction of wood-wool on the properties of wood-wool cement board manufactured from kelampayan (*neolamarckia cadamba*). The authors, Mohd Azrizal Fauzi and Zakiah Ahmad found that the performance of WWCB is influenced by wood-wool size and density.

We do hope that you not only have an enjoyable time reading the articles but also find them useful. Thank you.

Soffian Noor Mat Saliah  
Chief Editor  
ESTEEM, Vol. 7, No. 1, 2011  
(Engineering)

# The Effect of Wick Structure and Filling Ratio to the Vapour Chamber Performance in Electronic Cooling System Using an Experimental Method

*Fairosidi Idrus*

*Yusli Yaakob*

*Muhammad Abdul Razak*

*Mazlan Mohamed*

*Faculty of Mechanical Engineering*

*Universiti Teknologi MARA (UiTM) Pulau Pinang, Malaysia*

*Email:shidee@ppinang.uitm.edu.my*

*Azli Abd. Razak*

*Faculty of Mechanical Engineering*

*Universiti Teknologi MARA (UiTM) Shah Alam, Malaysia*

*Mohd Zulkifyf Abdullah*

*Muhammad Khalil Abdullah*

*School of Mechanical Engineering, Engineering Campus*

*Universiti Sains Malaysia, Pulau Pinang, Malaysia*

## ABSTRACT

*The need for higher performance of electronic device becomes very important presently. The heat dissipated from the device at high heat flux demand better cooling system for heat removal in order to maintain the performance and reliability of the electronic device. In order to solve this problem, the vapour chamber is introduced as a part of the heat remover device. The vapour chamber in this study has an area of 64 mm × 44 mm. The vapour chamber is a two-phase closed flat chamber made of copper. Water is enclosed as the working fluid, and five types of wick structure are used in the 5 mm thickness vapour chamber. The experimental results show that the rectangular wick structure*

---

ISSN 1675-7939

© 2011 Universiti Teknologi MARA, Pulau Pinang and Universiti Teknologi MARA (UiTM), Malaysia.

*gives the lowest thermal resistance. The wick structure with the working fluid and the boiling phenomenon is practically effective for a 45% fill ratio.*

**Keywords:** *Vapour chamber, Electronic cooling, Heat flux, Wick structure, Fill ratio*

## Introduction

Nowadays, the application of advance, smaller, faster and high performance electronic device has become very important and has a high demand. The mean chip surface heat density is approaching  $100 \text{ W/cm}^2$  while local heat fluxes at hot spots are much higher. Assuming heat is dissipated only from the heat sink, the total thermal resistance for a typical microprocessor package includes the conduction resistance through the chip, thermal interface resistance between the chip and the lid, conduction resistance through the lid, thermal interface resistance between the lid and heat sink base and the resistance of the heat sink. Related to those matters, dissipation of heat at a very high heat flux becomes a major concern. It is important to maintain a suggested operation chip temperature, typically around  $85^\circ\text{C}$  to meet the performance and reliability requirements (Tsai et al., 2008).

Least temperature gradient between the heat source and radiating components is required for effective cooling. A vapor chamber is one of the most excellent devices for effective heat transfer with the lowest thermal resistance (Mochizuki et al., 2007). Basically, the vapor chamber is a two phase heat transfer device. The vapour chamber is a sealed vacuum chamber composed of three main sections, namely, vaporization, condensation, and transportation. The heat from the heater heats up the water within the vaporization causing it to vaporize. This vapour then moves through the vacuum until it hits the condensation. Here the vapour condenses and forms back into a liquid (releasing the heat in the process); this liquid is then absorbed by the transportation (by capillary action), where it is then transported back to the vaporization and the process is repeated. As the latent heat of evaporation is large, considerable quantities of heat can be transported with a very small temperature difference from end to end (Mochizuki et al., 2007). Thus, it is a device of very high thermal conductance. Its equivalent thermal conductivity can be several hundred times than that of a solid copper device of the same dimensions (Mochizuki et al., 2007).

Mochizuki et al. (2008) notified that the computer processor's die surface requires a large space for cooling due to large heat generation and dissipation. Thus, the most effective way to transfer heat from the heat source to dissipation area is to use vapour chamber at the base. It helps to reduce thermal spreading at the base. Therefore, the cooling capacity can be increased.

There are numerous studies in the literature regarding vapour chamber. Hsieh et al. (2008) conducted a study on thermal performance of flat vapour chamber heat spread. The experiment was performed to examine the heat transfer thermal resistance of heat sources positioned in the middle of an evaporator and the thermal performance of a water filling percentage. On the other hand, Ming et al. (2009) analyzed using experimental and simulation methods on a grooved vapour chamber.

In this research, a novel grooved vapour chamber was designed. The grooved structure of the vapour chamber can improve its axial and radial heat transfer and can also form the capillary loop between condensation and evaporation surfaces. The numerical simulation results show that the thickness distribution of liquid film in the grooves is not uniform due to the pressure of vapour and liquid beside liquid-vapour interface.

Zhang et al. conducted a study on thermal management of high power dissipation electronic packages from air cooling to liquid cooling. This paper reports targeted power dissipation of 140W for electronic packages by the characterization of air cooled vapour chamber heat sink (VCHS) and liquid cooled heat sinks (LCHS). Vadakkan et al. studied on silicon/water vapour chamber as heat spreaders for microelectronic packages. A numerical study was performed to compare the thermal and mechanical performances of silicon/water vapour chambers with copper heat spreaders. In addition to thermal modeling, finite element analysis was also performed to study the impact of the proposed vapour chamber design on die stresses.

Chen et al. (2009) presented a numerical simulation on a heat sink embedded with a vapour chamber and also calculation on effective thermal conductivity of a vapour chamber. This study presents a numerical investigation of a whole set of thermal module, including a plate-fin heat sink embedded with a vapor chamber and a heat source. Wei and Sikka conducted a study on modeling of vapour chamber as heat spreading devices. It is identified that the model can predict the temperature profile fairly well as compared with the results of a detailed numerical model. A vapour chamber performance is affected by the thermal conductivity of the wick structure.



Wei provided a study on the measurement of vapour chamber performance. The thermal behavior of a vapour chamber with water as working fluid and sintered metal particles for wick structure has been experimentally determined. Results show that the film coefficient increases with heat flux in approximately linear trend. Xiao and Faghri conducted a study on a three-dimensional thermal-fluid analysis of flat heat pipes. A detailed, three-dimensional model has been developed to analyze the thermal hydrodynamic behaviors of flat heat pipes for the heat conduction in the wall, fluid flow in the vapor chambers and porous wicks. The results show that higher evaporative heat input improves the thermal and hydrodynamic performance of the heat pipe while shortening the size of heat pipe degrades the thermal performance of the heat pipe.

The main objective of the work is to study the best vapour chamber and their performance with different wick structures. The experiment also observed the temperature distribution of the vapour chamber spreaders to enhance heat spreading and reduce conduction resistance.

## **Methodology**

The vapour chamber mainly consists of three parts of a bottom plate (evaporator section), a top plate (condenser section) and a spacer sandwiched between them. The bottom and top plate is made of copper. The types of structure for vapour chamber are empty, circular, rectangular, linear, and trapezium structures as shown in Figure 1. This research uses vapour chambers of approximately 64 mm × 44 mm in a span and 5 mm base thickness.

An electronic package was mimicked in the experiment as a heater (heat source), where constant heat flux of 7626.7 W/m<sup>2</sup> was controlled by a direct current (DC) from a digital power supply. The heat was applied from a small square of 30 mm × 30 mm, which was simulated as a heat source and placed at the center of the bottom plate. RS® heat sink compound, which has a good thermal conductivity, was pasted on the heater which was embedded into wood platform, which also served as a good thermal insulator. Figure 2 shows the cross section of the experimental setup used in the present study.

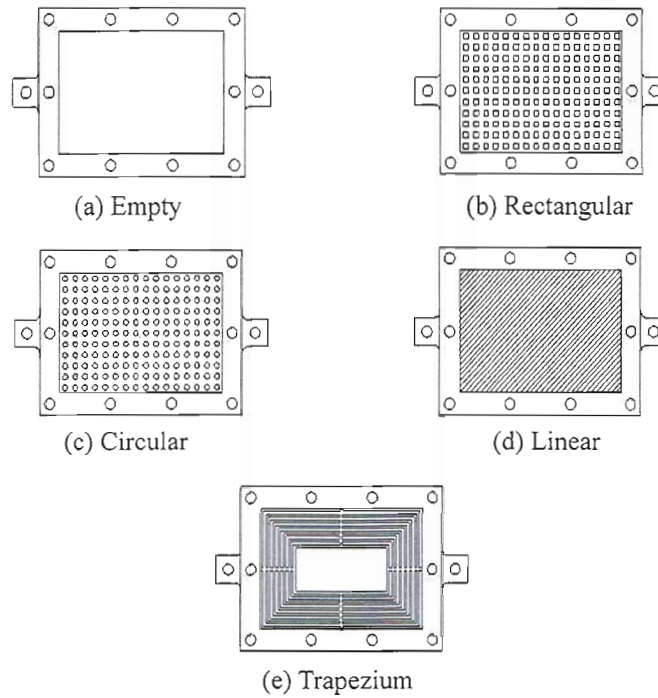


Figure 1: Types of Wick Structure of Vapour Chamber

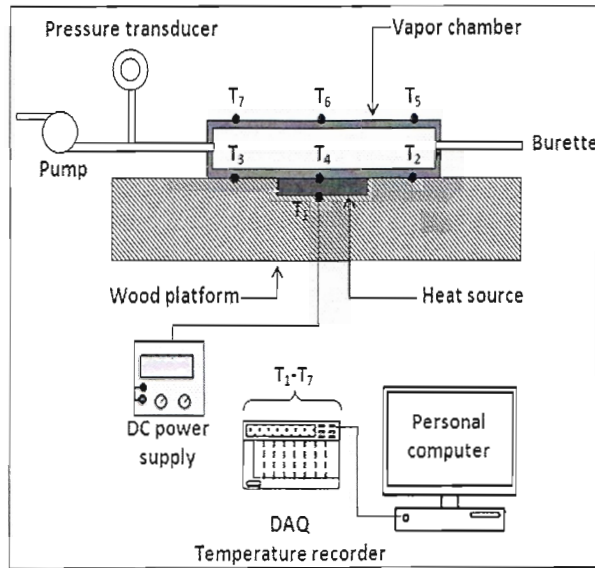


Figure 2: Cross Section of the Experimental Vapour Chamber Set-Up

The heat source temperature was measured by the thermocouple soldered underneath the heat source. Six thermocouples were soldered to the vapour chamber at six different locations. Three thermocouples were positioned at the top and bottom of vapour chamber respectively, and were arranged in series. The reading of temperatures from thermocouples were displayed and recorded into the computer by means of the data logger (ADVANTECH DAQ System) in order to evaluate the performance of the vapour chamber.

Vacuum pump was used to suck out the air inside in the vapour chamber till it was completely under the vacuum condition where it was confirmed through a vacuum pressure transducer. The working fluid was charged by using a burette where the amounts of charged working fluid were 25%, 35% and 45 % of the total inside volume of the vapour chamber respectively.

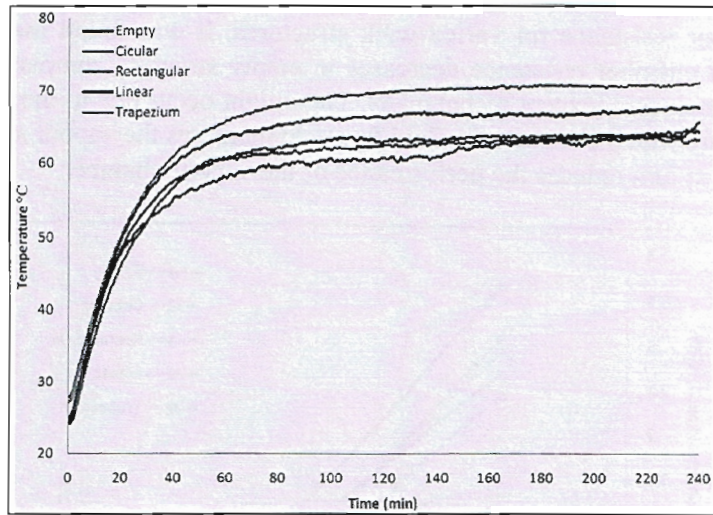
Water was selected as the working fluid due to its high surface tension which could generate a large capillary force that can allow operation in any orientation. In addition, it also has high latent heat of vaporization which will spread more heat with less fluid flow. This liquid test was carefully prepared and kept clean to avoid contamination. The room temperature was maintained at 24°C so that the loss of heat from the test section was almost constant throughout the experiment.

## **Results and Discussion**

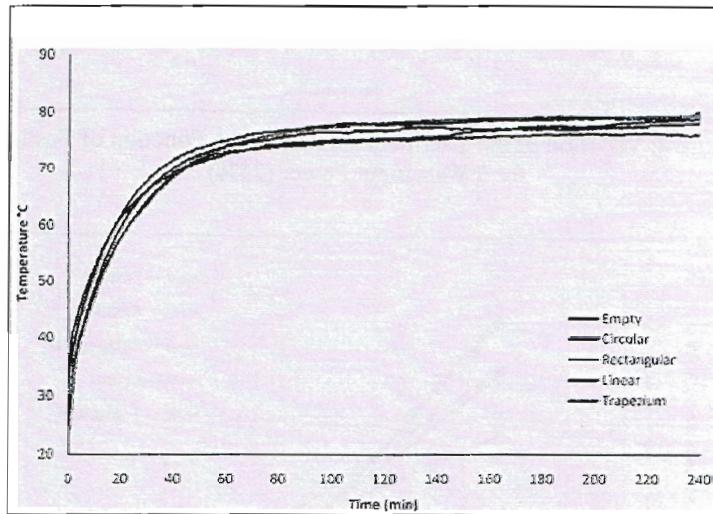
The effects of wick structures on giving the lowest thermal resistance were investigated. Figure 3 shows the examples of variation of the maximum evaporator and condenser as a function of time. The temperatures was measured with the heat flux of 8782W/m<sup>2</sup> and it reaches the steady state at  $t = 140$  min.

Figure 4-6 shows the thermal resistance for each wick structure with different filing ratio as a function of location. From the experiment, the wick structure of rectangular led to the smallest overall thermal resistance which are 1.22, 0.49 and 0.05°C/W at 7 W, and the maximum evaporator temperature were 65°C, 64°C and 70°C respectively.

With respect to the fill ratio of the working fluid in a vapour chamber, a preferable quantity is found to be 45%. It is attributed that, for a smaller fill ratio, the condensed liquid is insufficient to sustain the evaporation region and evaporator temperature soars to a situation known as the dry outcondition.



(a)



(b)

Figure 3: Variation of the Maximum (a) Evaporator Temperature (b) Condenser Temperature; as a Function of Time for 7 Watt Input Power

When the heat was transferred from a smaller area to a larger one, the highest temperature occurred at the center and gradually decreased towards the periphery. This phenomenon known as the spreading resistance, hinders the heat from being transferred to the environment.

However, discrepancies were observed on heat dissipation on vapour chamber resistance for varied wick structures. It was found that the vapour chamber resistance decreases in empty structure compared to the remainders (except rectangular). This might occur due to the wick structure which obstructs the fluid flow and increases the vapour space, which in turn reduces the performance of the vapour chamber.

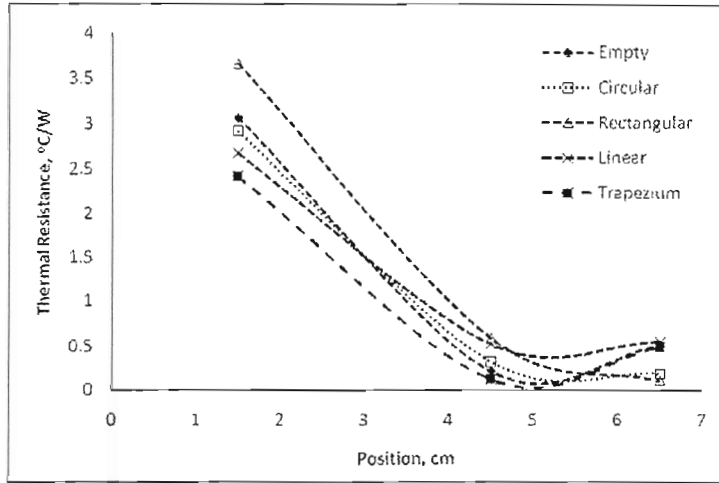


Figure 4: Variation of the Thermal Resistance as a Function of Position for 7 Watt Input Power (25%)

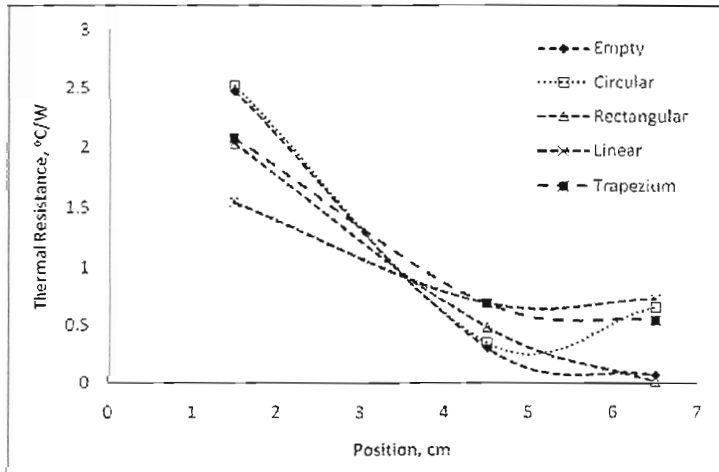


Figure 5: Variation of the Thermal Resistance as a Function of Position for 7 Watt Input Power (35%)

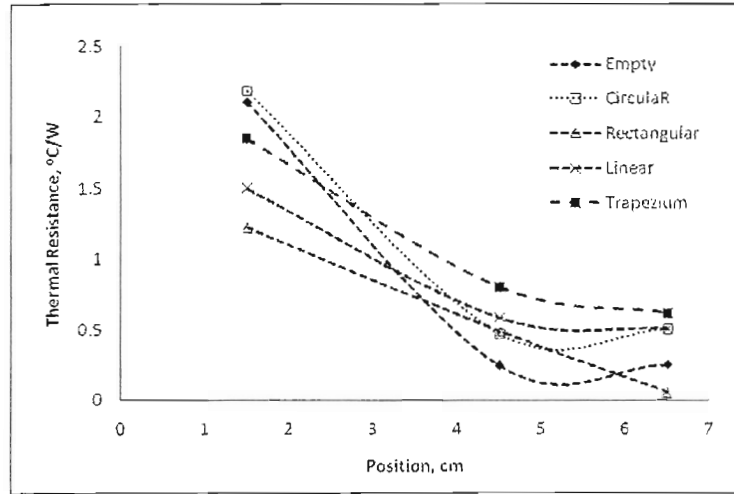


Figure 6: Variation of the Thermal Resistance as a Function of Position for 7 Watt Input Power (45%)

## Conclusion

Five different designs of vapour chamber which are empty structure, circular structure, rectangular structure, linear structure and trapezium structure have been studied for their effect on giving the lowest thermal resistance. From the experiment, it clearly shows that the geometrical shape of wick structured played a significant contribution to the thermal resistance of the vapour chamber. The design that has the lowest thermal resistance is the rectangular structure followed by linear structure, trapezium structure, circular cubic structure and the last is the empty structure. The wick structure with the working fluid and the boiling phenomenon is practically effective for a 45% fill ratio.

## References

Chen, Y. S., Chien, K. H., Hung, T. C., Wang, C. C., Ferng, Y. M., & Pei, B. S. (2009). Numerical Simulation of a Heat Sink Embedded with a Vapour Chamber and Calculation of Effective Thermal Conductivity of a Vapour Chamber. *Journal of Applied Thermal Engineering*, 29, 2655-2664.

- Hsieh, S. S., Lee, R. Y., Shyu, J. C., & Chen, S.W. (2008). Thermal Performance of Flat Vapour Chamber Heat Spreader. *Journal of Energy Conversion and Management*, 49, 1774-1784.
- Ming, Z., Zhongliang, L., & Guoyuan, M. (2009). The Experimental and Numerical Investigation of a Grooved Vapour Chamber. *Journal of Applied Thermal Engineering*, 29, 422-430.
- Mochizuki, M., Saito, Y., Kiyooka, F., Nguyen, Th., Nguyen, Ti., & Wuttijumnong, V. (2007). Proceedings from IPACK 2007: *Advanced Micro-Channel Vapour Chamber for Cooling High Power Processors*.
- Mochizuki, M., Saito, Y., Kiyooka, F., Nguyen, Th., Wu, X. P., & Nguyen, Ti., et al. (2007). *Advanced Cooling Chip by Heat Pipes and Vapour Chamber for Personal. Computers: Proceedings of the 14th International Heat Pipe Conference* (pp. 221-226).
- Mochizuki, M., Mashiko, K., Saito, Y., Nguyen, T., Wu, X.P., Nguyen, T., et al. (2008). *Thermal Management in High Performance Computers by Use of Heat Pipes and Vapour Chambers: Proceedings of 9<sup>th</sup> International Heat Pipe Symposium, Kuala Lumpur* (pp. 39-49).
- Tsai, M. C., Chien, K. C., Huang, C. Y., & Kang, S.W. (2008). *Thermal Performance of a Vapour Chamber: Proceedings of the 9<sup>th</sup> International Heat Pipe Symposium, Kuala Lumpur* (pp. 86-89).
- Vadakkan, U., Chrysler, G. M., & Sane, S. *Silicon/Water Vapour Chamber as Heat Spreaders for Microelectronic Packages*. Technology and Manufacturing Group.
- Wei, J. *Measurement of Vapour Chamber Performance*. Corporate Manufacturing Systems Engineering Group.
- Wei, X., & Sikka, K. *Modeling of Vapour Chamber as Heat Spreading Device*. IBM Microelectronics.

Xiao, B., & Faghri, A. *A Three-dimensional Thermal-Fluid Analysis of Flat Heat Pipes*. Department of Mechanical Engineering, University of Connecticut.

Zhang, H. Y., Pinjala, D., & Teo, P. S. *Thermal Management of High Power Dissipation Electronic Packages from Air Cooling to Liquid Cooling*. Institute of Microelectronics.