

SIIC116

SYNTHESIS ZIRCONIA (ZrO₂) AND IRON DOPED ZIRCONIA (Fe/ZrO₂) PHOTOCATALYST FOR HEAVY METAL REMOVAL

Adhwa Izzati Md. Taib¹ and Norain Isa^{1*}

¹*Faculty of Chemical Engineering, Universiti Teknologi MARA Pulau Pinang, 13500
Permatang Pauh, Pulau Pinang Malaysia*

**Corresponding author: norain012@uitm.edu.my*

Abstract:

Zirconia modified with iron (III) nitrate nonahydrate were synthesized by using anodization method as photocatalyst. Irradiation of UV light is needed to ZrO₂ photocatalyst for photo degradation of pollutant such as chromium (Cr(VI)). Removal of hexavalent chromium (Cr(VI)) is essential because this pollutant classified as carcinogen in group 1 by means it triggers cancer development. UV light is utilized in photocatalytic process because ZrO₂ has large band gap which is around 3.37 eV to 5.0 eV. Doping method has been used and considered for improving the photoactivity of ZrO₂ and reducing band gap. Doping process was done by using anodization method with different iron (III) nitrate nonahydrate concentration (Fe (NO₃)₃.9H₂O) (0.1 M, 0.5 M and 1 M). The results of morphologies and characterization that carried out by using EDX and FESEM shows that 0.5 M of Fe-doped ZrO₂ contain high Fe weight % compared to the other concentration used (0.1 M and 1 M). Comparative studies had been made on the morphologies and characterization between the doped photocatalyst and un-doped photocatalyst from literature survey. Also, comparative studies for this paper includes the application of the modified photocatalyst in the wastewater. From the comparative study, metal-doped photocatalyst nano-size particle such as Ag, Fe, Mo and Cu can enhance the photocatalytic activity. Also, by using Fe doping, band gap of the ZrO₂ nanoparticles were reduced from 4.97 eV to 1.77 eV. Study shows that 95 % Cr(VI) removal was observed on ZrO₂ after 5 hours. Degradation performance of Cr(VI) might be increase by using Fe-doped ZrO₂ compare to pure ZrO₂ as the properties of the Fe-doped ZrO₂ can be enhanced in dopant ions.

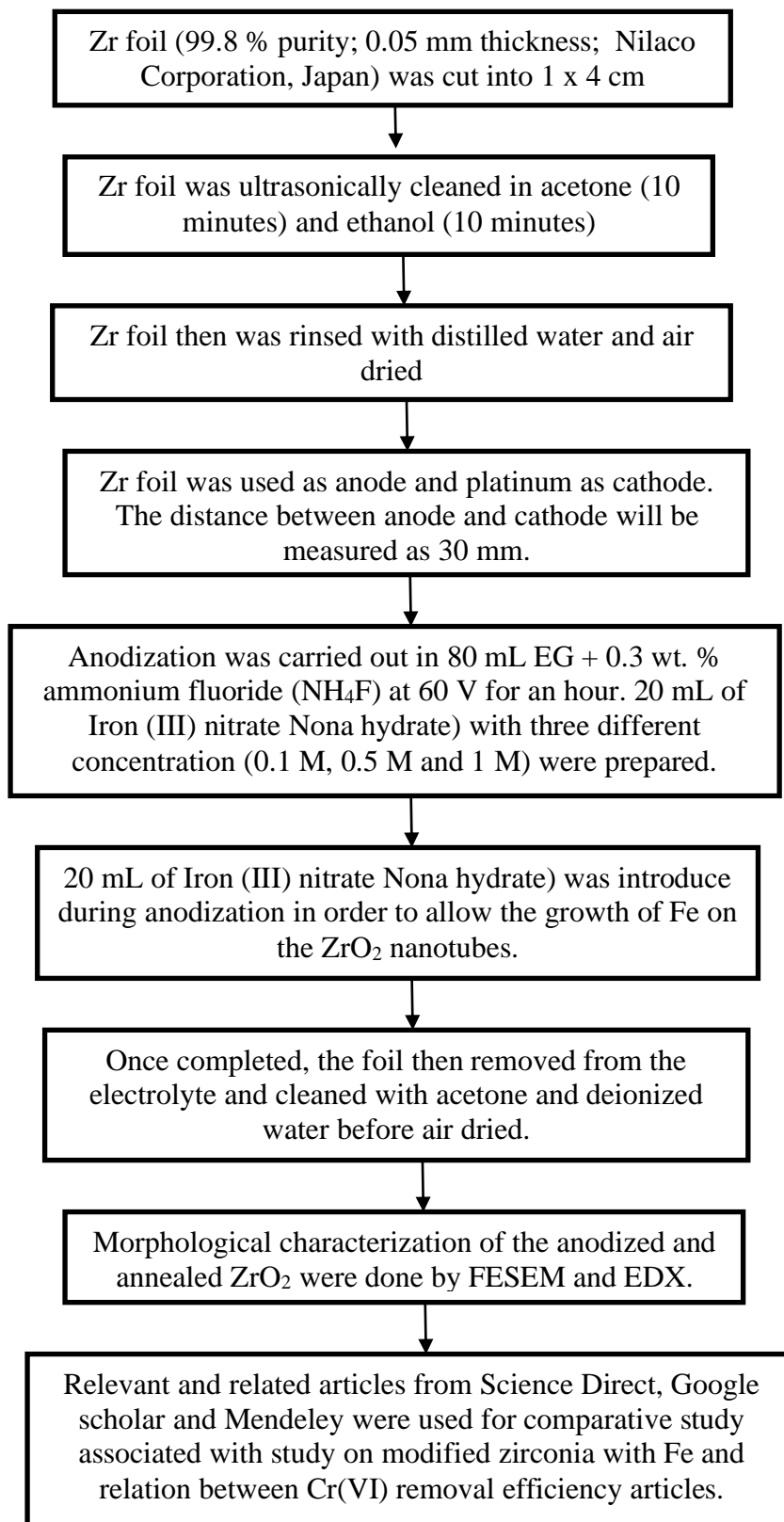
Keywords:


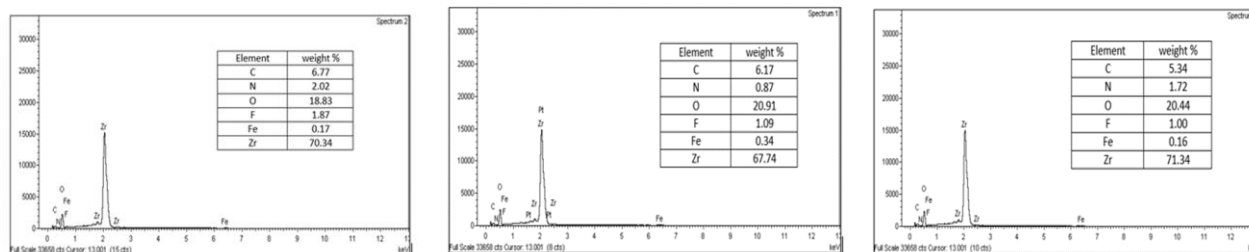
Fe-doped ZrO₂, anodization, photocatalyst, hexavalent chromium.

Objectives:

- To synthesis and characterize the zirconia (ZrO₂) and iron (Fe) doped zirconia dioxide (ZrO₂).
- To compare from the literature of the removal of heavy metal (Cr(VI)) efficiency by using zirconia (ZrO₂) and modified zirconia photocatalyst.

Methodology:



Results:***Fe-doped Zr nanoporous (a) 0.1 M, (b) 0.5 M and (c) 1 M Fe-doped ZrO₂ - FESEM******EDX Analysis of 0.1 M, 0.5 M and 1 M Fe-doped ZrO₂*****Conclusion:**

This paper report on the result of Fe-doped ZrO₂ by using different Fe (III) nitrate nonahydrate concentration (0.1 M, 0.5 M and 1 M). Doping process was done by using anodization method. The results of characterization that carried out by using EDX shows that 0.5 M of Fe-doped ZrO₂ contain high Fe weight % compared to the other concentration used (0.1 M and 1 M). Also, comparative studies for this paper includes the application of the modified photocatalyst in the wastewater. From the comparative study, metal-doped photocatalyst nano-size particle such as Ag, Fe, Mo and Cu can enhance the photocatalytic activity. Also, by using Fe doping, band gap of the ZrO₂ nanoparticles were reduced from 4.97 to to 1.77 eV. 95 % Cr(VI) removal was observed by using ZrO₂ photocatalyst after 5 hours by previous study. Degradation performance of Cr(VI) might be increase by using Fe-doped ZrO₂ compare to pure ZrO₂ as the properties of the Fe-doped ZrO₂ can be enhanced in dopant ions as stated from related studies. For the future, degradation of the Cr(VI) by using Fe-doped ZrO₂ should be fully study in order to proof the performance of Fe-doped ZrO₂.