



UNIVERSITI
TEKNOLOGI
MARA

Fakulti Sains Komputer dan Matematik
UiTM Cawangan Negeri Sembilan
Kampus Kuala Pilah



What's *what* FSKM

eISSN: 2756-7729

VOLUME 1/2021

EDITORIAL BOARD

PETRON

Prof. Dr. Yamin Yasin

HEAD

Siti Noor Dina Ahmad

CHIEF EDITOR

Intan Syaherra Ramli

EDITORIAL COMMITTEE

Norlis Osman

Ts. Dr. Ratna Zuarni Ramli

Jamaliah Mohd Taib

Nor Ashikin Sahrom

Mahfuzah Mahayadin

GRAPHIC AND LAYOUT

Siti Noor Dina Ahmad

Siti Zaharah Mohd Ruslan

Dr. Nur Ida Aniza Rusli

3 Best Google Forms Add-Ons for Educators

Prepared by Siti Noor Dina Ahmad

Recently, Google Forms has gained popularity among educators. This is because today's education is more focused on online raw materials since the pandemic of COVID-19 hit all countries of the globe. The easiness and user-friendly features of Google Forms make it one of the platforms of choice for both teachers and lecturers. One of the tools of Google Forms is students are able to see their marks once they submit the form or in this case is the test. However, there are some features that Google Forms is lacking such as unable to set the time limit to answer and incapable to lock automatically the form after a certain number of responses.

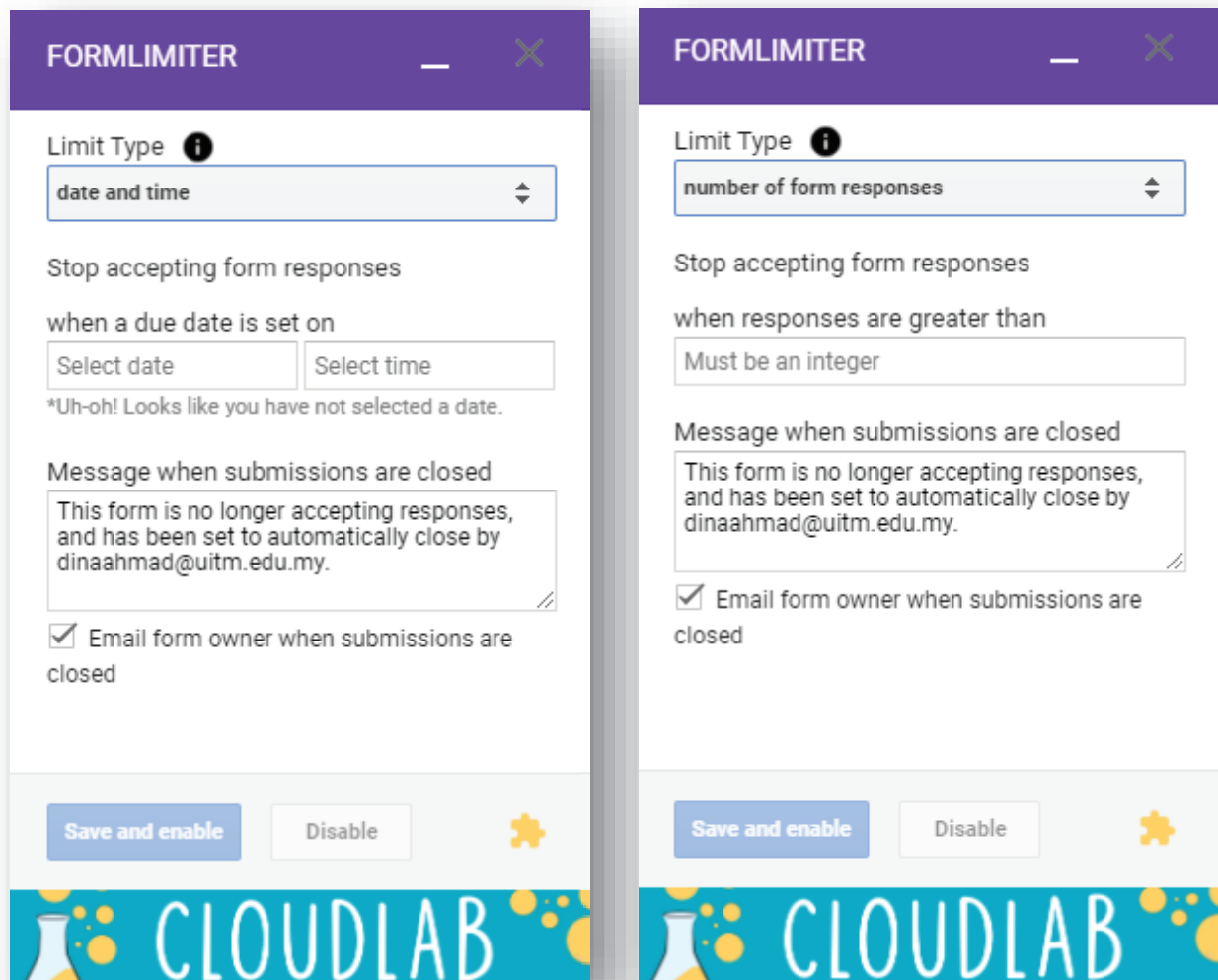
You've come to the right place if you're a teacher or administrator who is looking for Google Forms add-ons. The following add-ons let you do plenty of things like analyzing your student's responses, creating time-bound quizzes or shut/lock the form's responses after a particular time.

Let's get started.



1. formLimiter

formLimiter is the best to levy a limit on the responses for the forms. This nifty add-on gives you two options; you can either set the number of responses, or you can specify the final date and time to response.



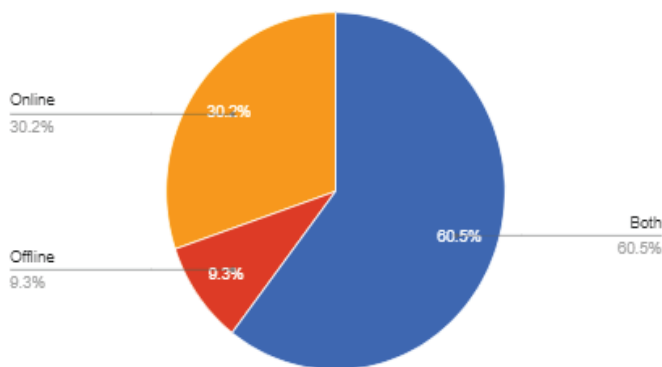
The time feature can be widely used in assignments and quizzes, where you do not want students to spend their own time submitting their assignments.

2. Advanced Summary by Awesome Table

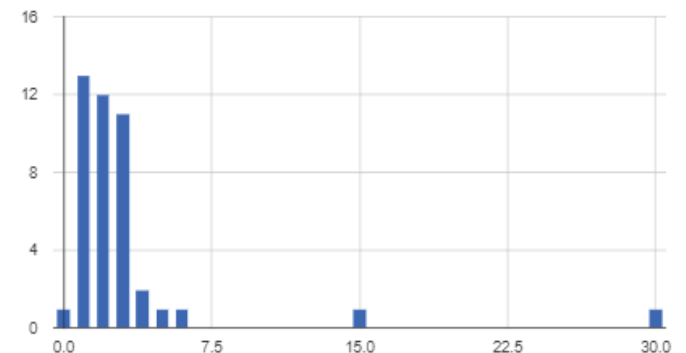
Your Google Forms Response tab automatically creates beautiful graphics and charts. However, if you want to add a little customization, you can switch to Advanced Summary by Awesome Table add-on. It comes with a useful filter that allows you to filter the response as well. Additionally, there are useful Timestamp graphics that illustrate the response times and answers.



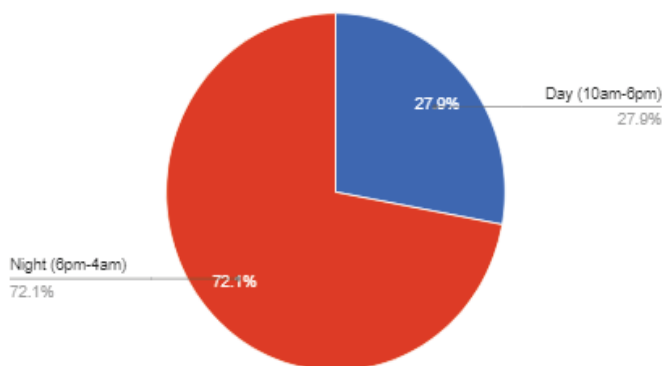
4) You played the game through



5) On average, how many hours per day played video game lastly? (Estimated)
Average: 3.12



6) Which time of day you playing mostly?



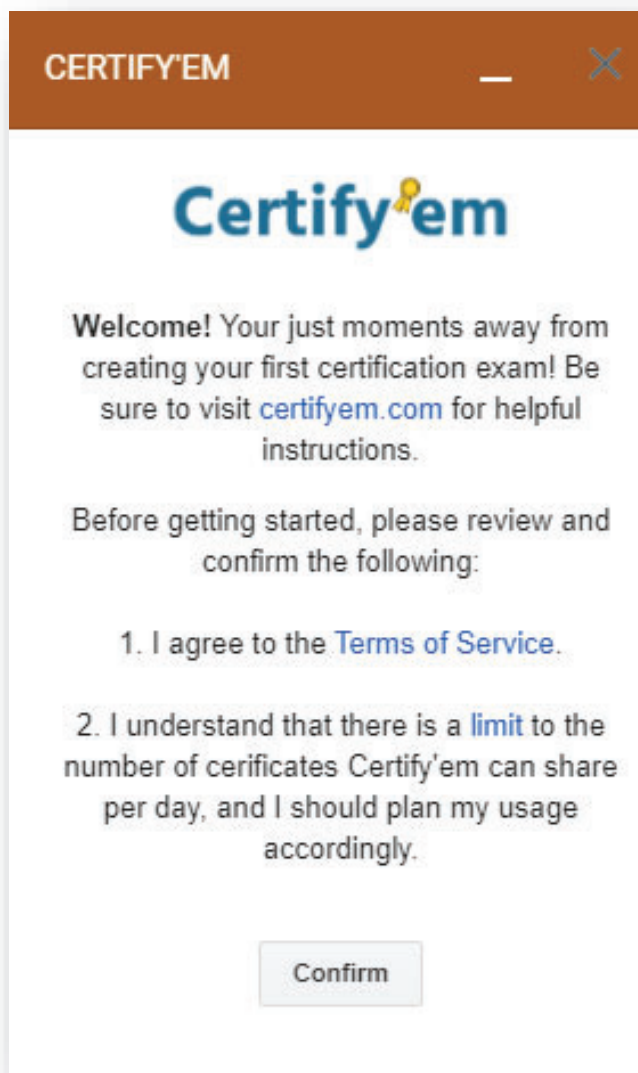
7) The type of video games I have played.



3. Certify'em

Certify'em allows you to create certifications online through Google Forms. This add-on provides several templates that you can utilize to create professional designed certificates. Of course, you can also make your own. You have the option to email your custom certificate in PDF file format as well.

Another welcome feature of Certify'em is that it automatically saves the latest logs of exam if you need to refer later.



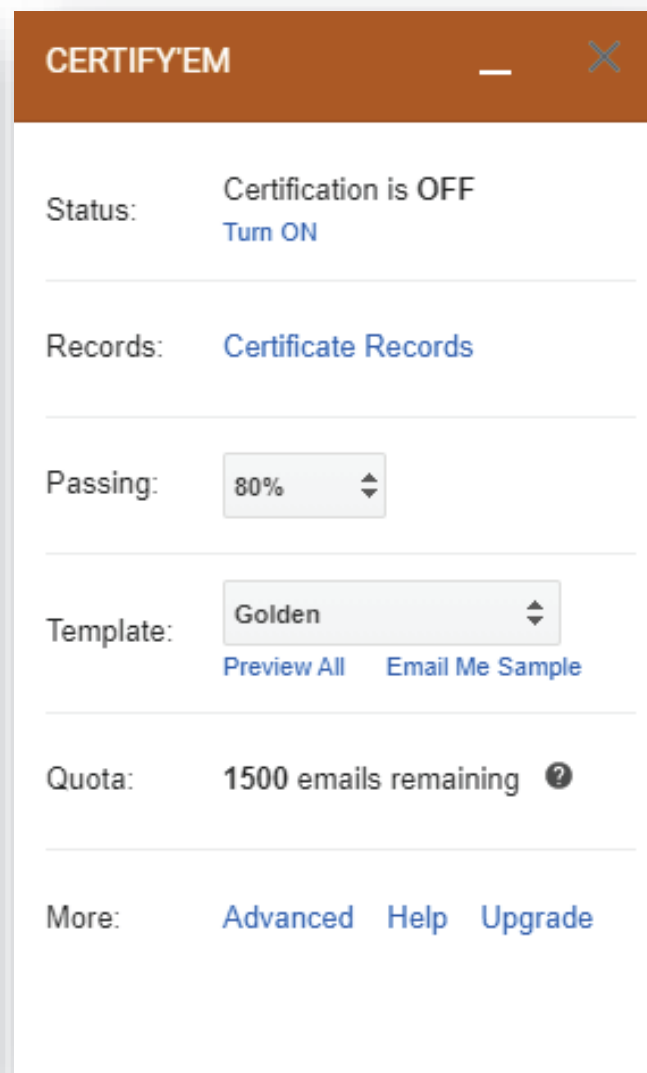
CERTIFY'EM

Certify'em

Welcome! Your just moments away from creating your first certification exam! Be sure to visit certifyem.com for helpful instructions.

Before getting started, please review and confirm the following:

1. I agree to the [Terms of Service](#).
2. I understand that there is a [limit](#) to the number of certificates Certify'em can share per day, and I should plan my usage accordingly.



CERTIFY'EM

Status: Certification is OFF
[Turn ON](#)

Records: [Certificate Records](#)

Passing:

Template:
[Preview All](#) [Email Me Sample](#)

Quota: 1500 emails remaining [?](#)

More: [Advanced](#) [Help](#) [Upgrade](#)