

01

Powerful Powerpoint

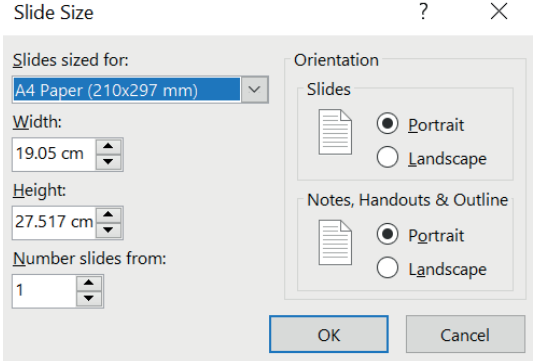

Tuan Sarifah Aini Syed Ahmad

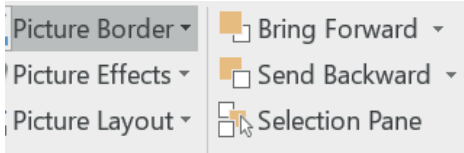

APB KUALA PILAH

I believe that most educators are familiar with PowerPoint. It is one of the Microsoft Office applications that is available in all computers. PowerPoint is commonly used for preparing presentation slides for teaching. Educators usually include text, graphics, sounds and background music or to include slide transitions and slide animations in order to make their slides more appealing to students.



PowerPoint can be seen to be a powerful application that you can use to design other projects. It is just a matter of being a bit more creative! The following are other projects that you can create by using PowerPoint:

Project	Description	
1. POSTER	<ul style="list-style-type: none">- Prepare only one slide.- Choose the size of the poster. <p>Click Design > Slide Size > Custom Slide Size</p>  <ul style="list-style-type: none">- Use text and static graphics only.- Save the file as PDF, JPEG or PNG.	

<p>2. COLLAGE</p>	<ul style="list-style-type: none"> - Choose a blank slide. Click Home > Layout > Blank - Insert any pictures. - Crop the pictures according to the shapes and sizes that you want. Highlight pictures > Format > Crop > Crop to Shape - Arrange the pictures. -Format the pictures.  <ul style="list-style-type: none"> - Group the pictures. - Save the file as PDF, JPEG or PNG. 	
<p>3. MONTAGE</p>	<ul style="list-style-type: none"> - Prepare slide presentations. - Put slide animations and/ or slide transitions. - Put text if necessary. - Put background music. - You can also record your voice for the slides - Save as MPEG. - If the file size is too big, you can trim the size using several free applications online. 	

4. TEACHING VIDEO	You may use steps like in preparing a montage. or You may use Screen O Matic to record your screen. The application can be downloaded for free for using its basic features.	
4. INTERACTIVE QUIZ AND INTERACTIONAL GAME	You can also create educational games. You need to activate the Developer tab and learn some Visual Basic for Application (VBA). There are also many PowerPoint game templates shared online.	

Learn and explore more what PowerPoint can do and how powerful it is!

Be creative, inventive and innovative.