



AUTOMATIC RABBIT FEEDER

MUHAMMAD AMIRUL AIMAN BIN MOHD NOOR 2012866666

MUHAMMAD FAIZ BIN ZAKARIA 2012861178


MUHAMMAD NASHRUL WAFID BIN MUHAMMAD 2012494204


Faculty of Electrical Engineering


Universiti Teknologi MARA

MARCH 2015

“I declare that this report entitled “Automatic rabbit feeder” is the result of my own group research except as cited in the references. The report has not been accepted for any degree and is not concurrently submitted in candidature of any other degree.”

Signature : 
Name : Muhammad Amirul Aiman bin Mohd Noor
Date : 13/4/2015

Signature : 
Name : Muhammad Faiz bin Zakaria
Date : 13/4/2015

Signature : 
Name : Muhammad Nashrul Wafid bin Muhammad
Date : 13/4/2015

ACKNOWLEDGEMENT

Bismillahirrahmanirrahim,

In the name of Allah Most Gracious and Most Merciful, special thanks to our supervisor, Madam Rafiza binti Abdul Rahman for her kindness, support and concern to us to make this proposal become successful. These ideas have an intense outburst of feelings since we are at semester 5.

At the beginning of the project, we have many problems to achieve our desire and make our mood frustrated. We get supported from our supervisor for this project, to be realized very well. Actually our ideas were critiqued from our friends because they think that the project will be not realized and have many criteria to be considered. We would like to give special thanks to our family because of their concern and support in process to make the proposal especially our project become successful. Without them we have more problems to make it. Special thanks to our friends because of their critiques and opinions, they gave us more ideas and motivation to improve our weaknesses in solving the problems and produce something that has extraordinary.

So, thanks to all that involved with us in making this proposal especially our project become successful.

ABSTRACT

Automatic rabbit feeder is the machine that useful for farmer to feed their breed of rabbits or pets. This machine consists Arduino, Real Time Clock(RTC), Liquid Crystal Display(LCD), stepper motor, relay, potentiometer, switch, and battery 12V. This machine is very useful compatible with their busy lifestyle and can be adapted in this community nowadays. This machine used a simple circuit that can control the motor to feed the breed of rabbits which set the timer by coding the arduino but it depends to the RTC time. The timer of the machine already set 3 times per day by coding the Arduino which the motor will turn on. The timer 0800, 1200, 2000 already set by coding the Arduino to feed the breed of rabbits. This machine applied by AC supply that the maintainances of the circuit to work as well. The AC supply directly connected to the arduino for turn on. The RTC applied by battery 12V to turn on the RTC circuit. The motor will turn on when 0800 and off after 10 minutes. This machine suitable as a choice for people to solve the problem to feed their breed of rabbits who has a busy lifestyle. In other meaning, they do not have to worry in arranging time to feed the breed of rabbits and just rely on this machine.

TABLE OF CONTENTS

CHAPTER	CONTENTS	PAGE
	DECLARATION	i
	ACKNOWLEDGEMENTS	iv
	TABLE OF CONTENTS	v
	LIST OF FIGURES	vi
	LIST OF SYMBOLS	vii
	LIST OF ABBREVIATIONS	viii
	ABSTRACT	ix
	ABSTRAK	x
1	INTRODUCTION	
	1.1 Introduction	1
	1.2 Problem Statement	2
	1.3 Objectives	3
	1.4 Scope Of Project	4
2	LITERATURE REVIEW	
	2.1 Arduino	5
	2.2 Real Time Clock (RTC)	6
	2.3 Relay	7
	2.4 Potentiometer	8
	2.5 Motor	9
	2.6 Liquid crystal display (LCD)	10
3	METHODOLOGY	
	3.1 Process Flow Chart	11
	3.2 Process Operation	12
	3.2 System Flow Chart	13
	3.3 System Operation	14
	3.4 PCB Layout	15
	3.5 PCB Board	16