



**EVERYDAY BETTER SDN BHD. QUICK DRY CLOTHES RACK  
BLUEPRINT**

**FACULTY:** FACULTY OF COMPUTER AND  
MATHEMATICAL SCIENCE

**PROGRAM:** BACHELOR OF SCIENCE (HONS.)  
MANAGEMENT MATHEMATICS

**PROGRAM CODE:** CS248

**COURSE:** TECHNOLOGY ENTREPRENEURSHIP

**COURSE CODE:** ENT600

**SEMESTER:** 6

**NAME:** MUHAMMAD AMIRUL BIN AMAT

**STUDENT ID:** 2017412386

**CLASS:** CS2486A

**SUBMITTED TO:**

**TENGGU SHARIFELEANI RATUL MAKNU BT TENGGU SULAIMAN**

# TABLE OF CONTENT

1.0	EXECUTIVE SUMMARY.....	4
2.0	PRODUCT DESCRIPTION.....	5
3.0	TECHNOLOGY DESCRIPTION.....	7
4.0	MARKET ANALYSIS AND STRATEGY.....	9
5.0	MANAGEMENT TEAM.....	19
6.0	FINANCIAL ESTIMATES.....	27
7.0	PROJECT MILESTONE.....	33
8.0	CONCLUSION.....	35

## 1.0 EXECUTIVE SUMMARY

Washing clothes had become a routine in life since the existence of civilisation. Washing clothes helps remove the dirt that had cling onto it when worn b a person. This process usually involves gathering the dirty clothes, washing them with water and detergent, rinsing, drying, and storing the clean clothes. Most of the process involves is automated these days with technology such as washing machine and dryer.

Dryers are fast and efficient at drying large amount of clothes at a short period of time. However, many people are not too keen on using or owning them as they are pricey, and they have the tendency to damage some clothes. Most people in Malaysia prefers the clothes rack as they are cheap, does not require electricity, and does not damage any clothing. The only downside for clothes rack over dryers is the time taken to dry washed clothes is longer.

The product uses mechanical gears to rotate the orientation of the clothes rack to be parallel to the wind direction. This would help speed up drying time significantly and could also help dry clothes when the presence of sunlight is absent. This would be highly practical in a country like Malaysia, where it always rains and its hard to get clothes to dry quickly.

## 2.0 PRODUCT DESCRIPTION

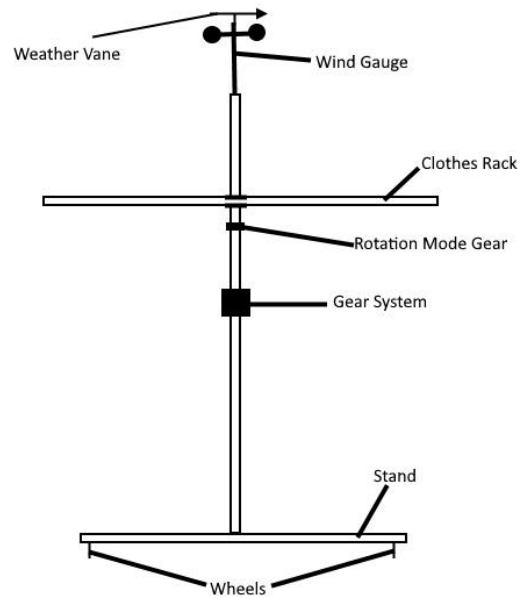


Figure 2.1: Front View of Quick Dry Clothes Rack

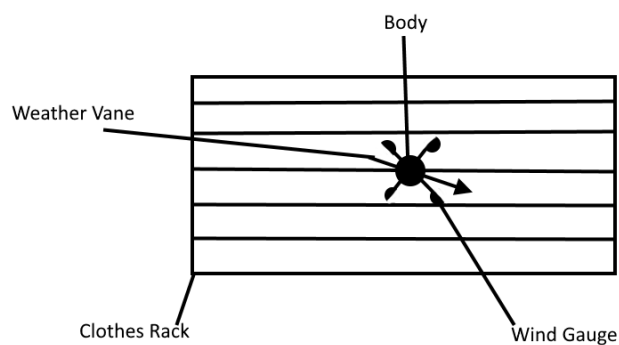


Figure 2.2: Top View of Quick Dry Clothes Rack

Figure 2.1 and 2.2 shows the schematics of the new product. The product would consist of a high-quality, durable, and lightweight metallic frame that holds every component together. The outline of the rack is covered with a rubber strip to help absorb impact in the case of the rack hitting other objects when rotating.

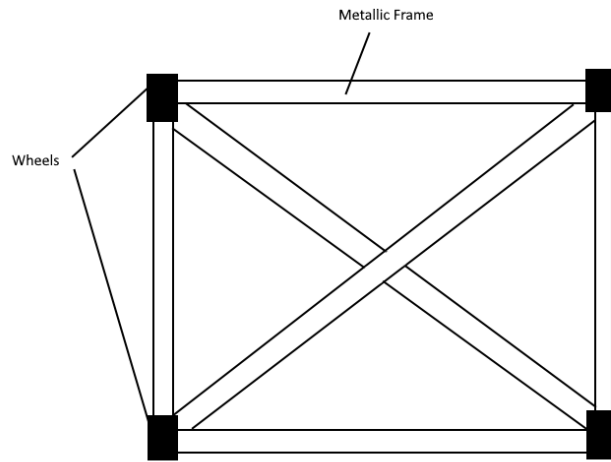


Figure 2.3: Bottom View of Base of Quick Dry Clothes Rack

Figure 2.3 shows the base frame of the product viewed from below. The cross that is welded onto the square frame of the base helps maintain the strength and stability of the frame, while providing a midpoint that will hold the upper part of the product. The wheels are attached to each edge of the base to ease the movement of the product and a locking mechanism is built-in with the wheels to lock the whole thing in place.