

Chapter in Book

Korrekte Aussparche App

Muhammad Asyraf Zuraimi¹, Airina Hasniza Awang², Nur Iziani Syamimi Rosli³, Saiful Amri Harun⁴, Azalina Azman⁵, and Savina A/P A.Saiman^{6*}


¹ Pusat Tingkatan 6, SMK Seri Budiman Gerik Perak

² Pusat Tingkatan 6, SMK Seri Budiman Gerik Perak

³ Pusat Tingkatan 6, SMK Seri Budiman Gerik Perak

⁴ Pusat Tingkatan 6, SMK Seri Budiman Gerik Perak

⁵ Pusat Tingkatan 6, SMK Seri Budiman Gerik Perak

⁶ Pusat Tingkatan 6, SMK Seri Budiman Gerik Perak;  0000-0002-5160-6964

* Correspondence; vinavin23@gmail.com; 60195155849

Abstract: *The use of technology, such as applications on gadgets, is appropriate to improve the efficiency of the learning process for MUET, particularly for students who are unable to pronounce the words correctly. A correct pronunciation application in speaking is one of the technologies used for teaching in virtual and physical classroom. The app is designed to help students speak confidently, correctly, and fluently in English. In addition, this app provides tips and explanations to help students pronounce words even if they are not familiar with them. This innovation used a mix method consisting of observation, two quizzes, and questionnaire. It was conducted with 20 pre-university students. Quiz 1 and 2 prepared to know the students ability before and after using the application. It is safe to say that our application helped students in speaking in English correctly and fluently. People' opinions are well expected as this innovation are created from time to time. Surely that everything has their lacking in whatever aspect preferred to.*

Keywords: Application, Pronunciation, Speaking Fluently

1. INTRODUCTION

Pronouncing the words correctly and clearly is very important so other people can understand what the person is trying to say. Students failed to pronounce the words as they are not familiar with them. They tend to use basic English and does not explore new words. In the early speaking activity, a double period slot was chosen to conduct the activity (Martin Hewings,2007). A short story with two paragraphs (191 words) was given to the students to read so we can track the students' mistakes in pronouncing the words. In this reading activity, the students read the short story individually. The words in red are the words that most of the students mispronounced which is the easy and basic words. They tend to pronounce the words the same way in Malay. In fact, they are lack of confident in pronouncing certain words (Carmine Gallo, 2015). This app is built to help the students to speak correctly by knowing tips on pronunciation. Change the traditional method into techno world by using apps. Incorporate with the latest technology by creating fun videos. Students managed to score in MUET speaking which contributed 25% of the skill.

2. METHOD & MATERIAL

2.1 Innovation Prototype



Figure 1. Design of The Product

As shown above, QR code are provided to ease the students to get the application. Users just need to click the link above or scan the QR code to go to our channel that contain the file of our app. Users need to tap on the file to start installing the app. We chose this method to avoid problems when downloading the app because there were some devices that cannot download the app by using the original download link.

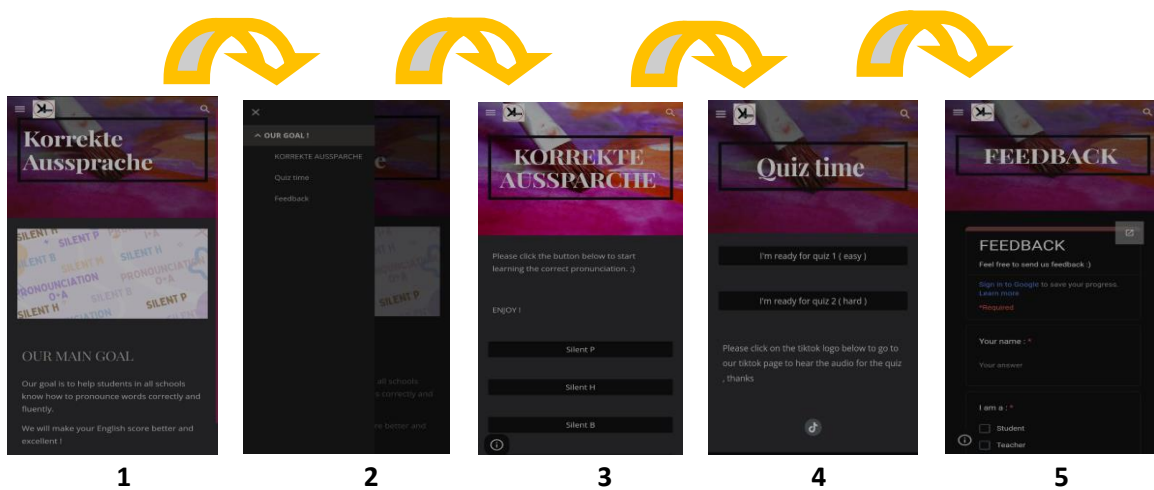


Figure 2. The Making Of Korrekte Aussparche App

First of all, when the users open this app, they will see our goals of **KORREKTE AUSSPARCH** and themes in each section as shown in the first picture. Then, they need to press the three lines of button at the top left to see the sections that we have prepared. The first section is **KORREKTE AUSSPARCH** which means correct pronunciation in German. They can choose the topic that they want to learn by pressing the button. An explanation of a video on types of pronunciation will come out after they press the button as shown in the third picture. We used TikTok as a medium of imparting knowledge to all of them according to the times. After that, they can go to the next section which is 'Quiz Time'. We provided two quizzes for the users on two different levels. For the last section, we have provided a section to receive comments from the users about our application. We will read all the comments sent and improve all the shortcomings of our application.

3. FINDINGS

3.1 Pre-Test Result

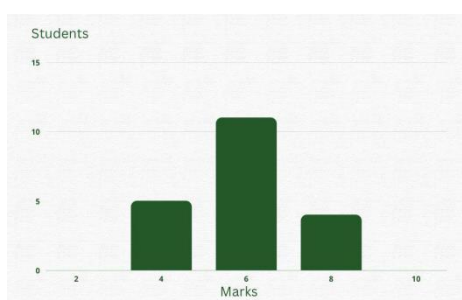


Figure 3. Students' Marks for Quiz 1

The data above is the students' marks after they answered Quiz 1 individually. Only 20% of the students answered eight questions correctly. This proved that they did not practice speaking and use an appropriate English in their daily life makes it hard for them to pronounce the words correctly.

3.2 Post-Test Result

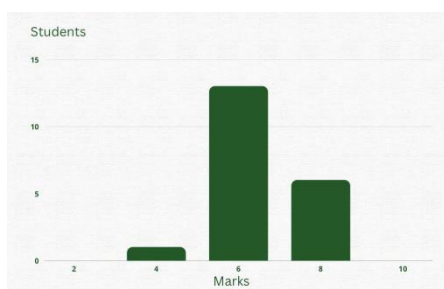


Figure 4. Students' Marks for Quiz 2

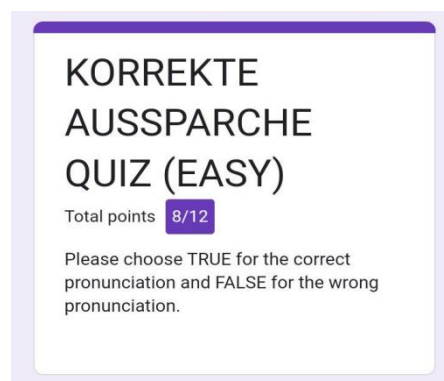
The data above shown the marks collected after the students use our application. It showed that 95% of the students had shown a lot of improvement from the score of their second quiz. It is safe to say that this application gave positive impacts on them knowing a better pronunciation for each word.

4. DISCUSSION

This application is the latest innovation that has never been created before. This application is also very different compared to other pronunciation correction applications as we have included more elements in one app. We use the medium of TikTok as a transmitter of knowledge to students according to current trends.



One of the teachers that already use our app



The students' marks

Figure 5. Form 4 students answering our quizzes

We have spread the use of our **KORREKTE AUSSPARCHE APP** by going to the class of form 4 as shown in the pictures above. We chose the students because they are preparing for SPM examination next year. They can practice their pronunciation and study early so that they do not need to worry so much about their examination in 2023. The mark above was from the students after they use our application. They enjoyed watching our explanation videos that we uploaded on TikTok and they get to apply our tips that we have provided in the same videos. The teacher also gave his feedback on how our application helped him in teaching his students in history.

4.1 Commercialization

Our application is built to help the students to practice their pronunciation better. This application is flexible as you can use it online and offline despite having a short time due to your daily schedule or your availability on your leisure time. For online, we have provided the application for

students to play. For offline, we have provided the pen drive as students still can learn using their laptop or have the materials downloaded.

5. CONCLUSION

Overall, the application that we built is very useful in helping students to speak more fluently and without pronunciation errors. Students and teachers too had fun while listening to the TikTok videos as the app is user friendly and save time. It is also improve students' speaking skill indirectly. In order to score a high band in MUET speaking, language is vital and this application is interesting and joyable approach that can be applied in classroom.

References

- Canale, M., & Swain, M. (1980). Theoretical bases of communicative approaches to second language teaching and testing. *Applied Linguistics*, 1, 1-47.
- Carmine Gallo, (2015). *Talk Like TED: The 9 Public-Speaking Secrets of the World's Top Minds*,15-23.
- Deanna D. Sellnow (2002). *Public Speaking: A Process approach*. Wadsworth Thomson Learning.
- Language Center, HKUST. 2004. *Improving your Speaking Skill*. retrieved 2000, from <http://lc.ust.hk/>
- Martin Hewings, (2007). *English Pronunciation in Use Advanced Book with Answers*, 56-60.