



**DEPARTMENT OF BUILDING
UNIVERSITI TEKNOLOGI MARA
(PERAK)**

**ARCHITECTURE DRAWING PROCESS
(CONSTRUCTION DRAWING)**

Prepared by:

MUHAMMAD AL FATEH AQASYA BIN MOHD NAZIM

2019226282

Be accepted in partial fulfillment of requirement has for obtaining Diploma in Building.

Report Supervisor : _____

Ts En. Mohd Fareh Bin Majid

Practical Training Coordinator : _____

Dr Nor Asma Hafizah Binti Hadzaman

Programme Coordinator : _____

Dr. Dzulkarnaen Bin Ismail

**DEPARTMENT OF
BUILDING**

FACULTY OF ARCHITECTURE, PLANNING AND SURVEYING UNIVERSITI

TEKNOLOGI MARA

(PERAK)

JULY 2020

STUDENT'S DECLARATION

I hereby declare that this report is my own work, except for extract and summaries for which the original references stated herein, prepared during a practical training session that I underwent at JABATAN KERJA RAYA WILAYAH PERSEKUTUAN PUTRAJAYA for duration 6 months starting from 21 August 2021 and ended on 7 January 2022. It is submitted as one of the prerequisite requirements of BGN 310 and accepted as a partial fulfillment of the requirements for obtaining the Diploma in Building.

.....

Name : Muhammad Al Fateh Aqasya Bin Mohd Nazim

Uitm Student No. : 2019226182

Date : 2 December , 2021

Acknowledgement

Alhamdulillah, praise to Allah SWT, the Most Merciful, the Most Graceful.

I would like to extend my heartfelt gratitude for the guidance, advice, and help throughout the training. It's a privilege to have a wonderful 6 months internship with a magnificent company, JABATAN KERJA RAYA PUTRAJAYA. Contributions from great personals contributed a lot when achieving this experience. Therefore, I consider myself a very lucky individual as I was provided with an opportunity to be a part of it. First and foremost, I would like to express my deepest gratitude and special thank to En Shah Zaman for the opportunity given, to conduct my training in the architecture department at JKR. He also who despite being extraordinarily busy with his duties, took time out to hear, guide, and keep me on the correct path that allows me to carry out my project at their esteemed organization and extend during the training. It is my radiant sentiment to place on record my regards, deepest sense of gratitude to the team professionals comprising of En Ku Zamri, En Muhammad Asyraf, En Muhammad Reezam and En Shahimi for taking part in useful decision & giving necessary advice and precious guidance which were extremely valuable for my study both theoretically and practically. It is an honor for me to be allowed to 'work' with you all.

Besides, I would also like to thank ALL the UiTM lectures that have taught and nurtured me during my studies. It is always a pleasure to remind the fine people in the UiTM of the sincere guidance I received to uphold my practical. To Ts En Fareh Bin Majid, Supervising Lecturer, and Miss Azizah Binti Talkis as a Practical Training Coordinator, I value the time, effort, encouragement, and ideas that they have contributed towards the successful completion of my training, this report, and the valuable knowledge that have been shared over the last few semesters.

Last but not least, my special thanks to my lovely parents and friends for their sacrifices over the years. I apologize to all other unnamed who helped me in various ways to have good training. Thank you so much.

Abstract

Generally this report briefly explained about Construction drawing process made by architect in Jabatan Kerja Raya. Basically Construction drawing in Jabatan Kerja Raya is divided by 3 drawing which is, Tender drawing, Bomba drawing and PJC drawing. Tender drawing is the drawing that we do for quantity surveyor to make a bill of quantities list for tendering process. Tender drawing happen after the drawing we make for client get approval by them. This tender drawing is important in construction project . Bomba drawing is a drawing that have a safety symbol in the plan. PJC drawing is the same like bomba drawing. In this report I will explain more detail of the process in every drawing and the job the need to be done by architect in Jabatan Kerja Raya and how it be useful for construction in site. I also will explain the flow from the beginning of work of architect until it end.

CONTENTS

Acknowledgement		4
Abstract		5
Contents		6 -7
CHAPTER 1.0	INTRODUCTION	
1.1	Background of Study	8
1.2	Objectives	8
CHAPTER 2.0	COMPANY BACKGROUND	
2.1	Introduction of Company	9
2.2	Company Profile	9 - 11
2.3	Organization Chart	12 - 13
2.4	List of Project	14
CHAPTER 3.0	CASE STUDY	
3.1	Background of Project	15
3.2	Work flow	16
3.3	Briefing with client	17
3.4	Design Stage and Client approval	18 -19
3.5	Bomba,PJC and Kelulusan Bahan Submission	20 - 32
3.6	Supervision on Construction Site & Site Inspection	33
3.7	Defect liability period and CMGD	34 - 41
	(CERTIFICATE OF MAKING GOOD DEFECT)	

CHAPTER 4.0 CONCLUSION

4.1 Conclusion

42

1.0 INTRODUCTION

1.1 Background of Study

Jabatan Kerja Raya (JKR) is the federal government department in Malaysia under the Ministry of Works Malaysia, which is responsible for the construction and maintenance of public infrastructure in West Malaysia and Labuan. In Sabah and Sarawak, a separate entity of the Public Works Department exists under the respective state government's jurisdiction but both departments are also subordinate to the parent department at the same time. The JKR's Building Branches is responsible for building and maintaining government buildings in Malaysia such as public government offices, schools, hospitals, police and army facilities, port and airports, etc. JKR is located in every state, and my internship place is at JKR Wilayah Persekutuan Putrajaya and there are many departments in JKR which are maintenance, architecture, civil engineering, etc. I have been placed in the architecture department which is main job scope is to make a construction drawing, design, etc.

1.2 Objective Of Study

The objectives of this study are as follow:

1. To make it easier for the quantity surveyor to calculate and make a bill of quantities.
2. To make a drawing that easier for contractors to read the plan and it can facilitate their work on site.
3. Proposed a design according to the client's wishes but with JKR spec.

2.0 COMPANY BACKGROUND

2.1 Introduction of Company

Jabatan Kerja Raya Wilayah Persekutuan Putrajaya (JKRWPP) was officially established in July 2003 with the enactment of Staffing Warrant K74/2002. Based on the General Circular No. 1 of 2003, JKRWPP has been given the mandate to regulate the maintenance of shared office buildings as well as Government houses which include ordinary houses and official residences of administrative members / senior Government officials. Jabatan Kerja Raya Wilayah Persekutuan Putrajaya (JKRWPP) vision is to be a world -class service provider and center of excellence in the areas of asset management, project management and engineering services for the development of the country's infrastructure through creative and innovative human capital and the latest technology. Jabatan Kerja Raya Wilayah Persekutuan Putrajaya (JKRWPP) mission are to assist clients in delivering policy and service outcomes through strategic partner collaboration also provide effective and innovative asset and project management to strengthen existing engineering competencies and develop human capital and new competencies.

2.2 Company profile

VISION

Leader in infrastructure development and national construction industry

MISSION

1. Empower infrastructure development and comprehensive asset management.
2. Expanding the digitization of the construction industry.

MOTO

Towards the Welfare of the People

SHARED VALUES

The Ministry of Government has identified five (5) main common values that need to be practiced by Public Works, namely Professionalism, Responsiveness, Integrity, Teamwork and Innovativeness.

1. PROFESSIONALISM

Have the necessary capabilities, skills and implementation to achieve ministry excellence.

Among the elements of professionalism include:

- Knowledgeable.
- Skilled.
- Leadership.
- Effective communication.
- Open minded.
- Competitive difference.
- Positive.

2. RESPONSIVE

Practice good communication and promptness in responding to the people.

Among the responsive elements include:

- Quickly respond to all customer matters.
- Update business progress to completion.

3. INTEGRITY

Have a coherence between actions with positive moral principles that are not easily influenced and protected from all forms of malpractice in order to defend the good name of the Ministry and the people of KKR.

Among the elements of integrity include:

- Accountability.
- Transparent.
- Trust.
- Honest.

4. TEAMWORK

Has the ability to build good relationships by interacting effectively with Ministry staff to achieve the same vision.

Among the elements of psychedelic work include:

- Work together.
- Concerned.
- Sharing with each other.
- Respect each other.

5. INNOVATIVE

Innovation is a catalytic element that transforms an idea to a better and more effective level.

Among the innovative elements include:

- Sensitivity to all things and things in the environment.
- Production of quality output.
- Consensus and discussion among individuals.
- Introduction to new ideas.

FUNCTIONS OF THE MINISTRY OF PUBLIC WORKS:

1. To study, plan, evaluate and formulate new policies for the construction industry (infrastructure and buildings) in line with national development.
2. Coordinate, manage and improve human and financial resource competencies.
3. To plan and implement national infrastructure projects, especially roads, highways and Federal Commonwealth Buildings (BGP).
4. To ensure that all development projects under the control of the Ministry of Works are implemented according to the set schedule and cost.
5. Regulate and monitor road maintenance contracts, slopes on Federal Roads and Federal Commonwealth Buildings (BGP) under the control of MoW.
6. Leading the implementation of the country's Intelligence Transportation System (ITS) to improve the effectiveness of the road network, safety and comfort of road users.
7. Coordinate the agenda under the Infrastructure Cluster.

2.3 ORGANIZATION CHART

PENGURUSAN TERTINGGI



PENGARAH

Ir. Anita Bt. Mohamed Shafie



PENGURUSAN KORPORAT

(BPK)

Ir. Haji Zamri bin Mohd Nor



BANGUNAN KERAJAAN 1

(BBK 1)

En. Ahmad Jalil bin Jaafar



BANGUNAN KERAJAAN 2

(BBK 2)

Ir. Arnita Sofia binti Osman



RESIDENSI DAN BANGUNAN KERAJAAN 4

(BRBK 4)

Ir. Siti Norleha binti Rasid



BANGUNAN KERAJAAN 3

(BBK 3)

Asha'ari bin Haji Hassan



ARKITEK

(BAr)

Nazliah binti Salleh



KONTRAK DAN UKURBAHAN

(BKUB)

Sr. Zalina binti Mat Zain



PENGURUSAN PROJEK

(BPP)

Hanifah binti Abdullah

BAHAGIAN ARKITEK



Nazliah bt. Salleh
(J54)



Rozahan b.
Aboo Bakar
(J52)



Nuur Fadziyah
bt. Mohd Noor
(J48)



Shah Zaman b.
Saharudin
(J44)



Nur Husna bt.
Ahmad Zaidi
(J41)



Hatifah bt.
Mohamed
(JA36)



Ku Zamri b. Ku
Shari
(JA36)



Mohd Zul Azrien
b. Ibrahim
(JA36)



Noraini binti
Husin
(JA29)



Hairul Bariah
bt. Mohamed
Suhaimi (JA29)



Norsazilah bt.
Zulkafli
(JA29)



Mohd Reezam
b. Ibrahim
(JA22)



Azizul b. Taat
(JA22)



Norbalaiah bt.
Aladin
(JA22)

- Mengurus dan menyelaraskan keperluan semasa ruang (pertambahan/ perubahan) Ubahsuai dan Naiktaraf bangunan pejabat Kerajaan sebagaimana dipohon oleh Kementerian/ Jabatan/Agensi Kerajaan di Putrajaya
- Berperanan Sebagai HODT senibina bagi semua projek di bawah pelaksanaan JKR WP Putrajaya iaitu sebanyak **118 projek** dan kos berjumlah **RM141 juta**
- Berperanan sebagai Wakil Penguasa Pakar Senibina bagi projek-projek fizikal yang disalurkan oleh Ibu Pejabat JKR
- Melaksanakan kerja-kerja ubahsuai senibina yang disalurkan oleh bahagian lain di JKR WP Putrajaya
- Menyelaraskan dan memberi ulasan teknikal terhadap rekabentuk dan pelan senibina yang disediakan oleh juruperunding arkitek bagi projek yang dilaksanakan oleh PJH dan projek bangunan pejabat Kerajaan di Putrajaya.
- Menyediakan cadangan rekabentuk dan menyelaraskan rekabentuk antara disiplin Mekanikal, Elektrikal dan Struktur bagi projek ubahsuai pejabat Kerajaan di Putrajaya.

2.4 LIST OF PROJECTS

Senarai Projek Kumpulan A, Bahagian Arkitek JKR WP PUTRAJAYA

BIL.	LOT	AGENSI	TAJUK PROJEK	NILAI KOS PROJEK	STATUS								CATATAN	
					KHIDMAT NASHAT	REKABENTUK	KELULUSAN PELANGGAN	BOMBA / PIH	PEROLEHAN	PENILAIAN	PEMBINAAN	DLP		CMGD
1		DOSM	KERJA-KERJA PENGUBAHSUAIAN PEJABAT OPERASI PUTRAJAYA, JABATAN PERANGKAAAN MALAYSIA DI WILAYAH PERSEKUTUAN PUTRAJAYA.	251,900.00		✓	✓	✓	✓	✓	✓	✓	✓	DALAM PROSES CMGD (KAK PAH)
2	4G1	MAFI	KERJA-KERJA PENGUBAHSUAIAN RUANG PEJABAT SERTA KERJA-KERJA BERKAITAN BAGI KEMENTERIAN PERTANIAN DAN INDUSTRI MAKANAN (MAFI) DI ARAS 4 & 5, BANGUNAN WISMA TANI, LOT 4G1, WILAYAH PERSEKUTUAN PUTRAJAYA.			✓	✓	✓	✓	✓	✓	✓	✓	DALAM PROSES CMGD (KAK PAH)
3		MAFI	KERJA-KERJA UBAHSUAI RUANG PEJABAT SERTA KERJA-KERJA BERKAITAN BAGI KEMENTERIAN PERTANIAN DAN INDUSTRI MAKANAN (MAFI) DI ARAS 4 & 5, BANGUNAN WISMA TANI, WILAYAH PERSEKUTUAN PUTRAJAYA.			✓	✓	✓	✓	✓	✓	✓	✓	DALAM PROSES CMGD (KAK PAH)
4		JAKIM	CADANGAN PEMBINAAN BILIK KEWANGAN MASJID PUTRA, WILAYAH PERSEKUTUAN PUTRAJAYA.	149,532.00								✓		LAPORAN SIAP KERJA
5		JAKIM	PROJEK MEMBAIKPULIH DAN MENAFTARAR KUBAH MASJID PUTRA, WILAYAH PERSEKUTUAN PUTRAJAYA.	12,939,239.47								✓		PEMBINAAN 50%
6		JAKIM	PROJEK MEMGUBAHSUAI BILIK KAWALAN KAMERA LITAR TERTUTUP (CCTV) DI MASJID PUTRA, WILAYAH PERSEKUTUAN PUTRAJAYA			✓								TANGGUH OLEH PIHAK PELANGGAN
7		JPPH	PROJEK UBAHSUAI RUANG PEJABAT JPPH ARAS 6, BANGUNAN PERBENDAHARAAN 2, PRESINT 2, WILAYAH PERSEKUTUAN PUTRAJAYA	57,255.00		✓	✓	✓	✓	✓	✓	✓		PEMBINAAN 45%
8		JKPTG	PROJEK UBAHSUAI RUANG PEJABAT ARAS 3, PEJABAT YBHG. DATO' KETUA PENGARAH TANAH & GALIAN JABATAN KETUA PENGARAH TANAH & GALIAN PERSEKUTUAN, WILAYAH PERSEKUTUAN PUTRAJAYA			✓	✓							TANGGUH OLEH PIHAK PELANGGAN
9		DOSM	CADANGAN REKABENTUK BAGI KERJA-KERJA UBAHSUAI DAN NAIK TARAF ARAS 7,8,9 DAN STUDIO ARAS 6, BLOK C7, WILAYAH PERSEKUTUAN PUTRAJAYA.	8,100,000.00		✓	✓	✓	✓	✓	✓	✓		PEMBINAAN 10%
10		MBLS	PROJEK PENGUBAHSUAIAN PEJABAT MALAYSIAN BUREAU OF LABOUR STATISTICS, BLOK D5, ARAS 2, KOMPLEKS D, PRESINT 1, WILAYAH PERSEKUTUAN PUTRAJAYA			✓	✓							TANGGUH OLEH PIHAK PELANGGAN
11	2G4	MPIC	PROJEK UBAHSUAI RUANG PEJABAT ARAS 5, BANGUNAN LOT 2G4, PRESINT 2, WILAYAH PERSEKUTUAN PUTRAJAYA			✓	✓	✓	✓					TANGGUH OLEH PIHAK PELANGGAN
12		KPM	CADANGAN REKA BENTUK DAN PENGUBAHSUAIAN LOBI ARAS 1, BLOK E8, PARCEL E, WILAYAH PERSEKUTUAN PUTRAJAYA			✓	✓							PEMBENTANGAN KALI KE-2
13		POJ	PROJEK CADANGAN KERJA-KERJA MENAIKTARAF DAN PEMULIHAN BANGUNAN ISTANA KEHAKIMAN PUTRAJAYA, WILAYAH PERSEKUTUAN PUTRAJAYA	16,520,400.00		✓	✓	X	✓	✓	✓	✓		PEMBINAAN 5%
14	2G5	JPN	KERJA-KERJA PENGUBAHSUAIAN IBU PEJABAT JABATAN PENDAFTARAN NEGARA MALAYSIA (JPN) MALAYSIA, WILAYAH PERSEKUTUAN PUTRAJAYA	600,000.00		✓	✓	X	✓	✓	✓	✓		PEMBINAAN 70%
15	4G5	JPI	CADANGAN KERJA PENGUBAHSUAIAN RUANG PEJABAT DI ARAS 4 DAN 5, LOT 4G5, IBU PEJABAT JABATAN PENGANGKUTAN JALAN (JPI) MALAYSIA, PUTRAJAYA	19,600.00		✓	✓	X	✓	✓	✓	✓		LAPORAN SIAP KERJA
16		KLN	CADANGAN KERJA-KERJA TAMBAHAN DAN UBAHSUAI DI PINTU MASUK WP1, PONDOK PENGAWAL WP1, WP2 DAN BILIK CCTV BAGI TUJUAN MEMATUHI AKTA KAWASAN LARANGAN TEMPAT LARANGAN (KLTL)	FASA		✓								KERJA SIASATAN TANAH UNTUK TAHUN 2021
17		KLN	KERJA-KERJA PENGUBAHSUAIAN BILIK MESYUARAT JABATAN KHIDMAT PENGURUSAN (BILIK MESYUARAT JKP), WILAYAH PERSEKUTUAN PUTRAJAYA	250,000.00		✓	✓	✓	✓	✓	✓	✓		LAPORAN SIAP KERJA
18		KLN	CADANGAN KERJA-KERJA MENAIKTARAF AUDITORIUM DI BLOK WP1 & WP2, KEMENTERIAN LUAR NEGERI, WILAYAH PERSEKUTUAN PUTRAJAYA	450,000.00		✓	✓	✓						LUKISAN BOMBA
19		JPA	CADANGAN KERJA-KERJA PENYEDIAAN TANDAS DI ARAS 4 DAN 5, BLOK C2 KOMPLEKS C, JABATAN PERKHIDMATAN AWAM (JPA) PUTRAJAYA, WILAYAH PERSEKUTUAN PUTRAJAYA	KIV		✓								TANGGUH
20	3C6	JAKOA	CADANGAN PENGUBAHSUAIAN RUANG PEJABAT JAKOA DI MENARA TULLUS, WILAYAH PERSEKUTUAN PUTRAJAYA	9,000,000.00	✓									TANGGUH
21	4G4	KBS	KERJA-KERJA PENYELenggaraAN BUMBUNG BERKACA DI LALLIAN ANTARA BANGUNAN MENARA KBS DAN PODIUM DI LOT 4G4	KIV		✓								BARU
22	4G4	KBS	CADANGAN MEMBINA PAPAN TANDA BARU UNTUK BLOK 4G4 KEMENTERIAN BELIA DAN SUKAN (KBS)	KIV		✓								PEMBENTANGAN REKABENTUK
23	2G4	JIM	CADANGAN PEMBAIKAN BILIK LATHAN CENTER OF EXCELLENCE (COE) JABATAN IMIGRESEN MALAYSIA SERTA KERJA-KERJA BERKAITAN DI ARAS 1, LOT 2G4 (MENARA), WILAYAH PERSEKUTUAN PUTRAJAYA.	379,500.00		✓	✓	✓	✓	✓	✓	✓	✓	LAPORAN SIAP KERJA
24		JTKSM	CADANGAN KERJA-KERJA MENGUBAHSUAI & MENAIKTARAF RUANG PEJABAT JABATAN TENAGA KERJA SEMENANJUANG MALAYSIA DI ARAS 3 & 5, BLOK D3, KOMPLEKS D, WILAYAH PERSEKUTUAN PUTRAJAYA.	650,000.00		✓	✓	✓	✓	✓	✓	✓		PEMBINAAN 70%
25		KLN	PROJEK MENAIKTARAF BILIK OPERASI DAN KEMUDAHAN SISTEM VIDEO CONFERENCE (VC) DI KEMENTERIAN LUAR NEGERI, (HQ,JKR)	4,109,053.25								✓		PEMBINAAN 50%
26		MOT	CADANGAN KERJA-KERJA UBAHSUAI RUANG PEJABAT DI ARAS 6,7,8 DAN 9 KEMENTERIAN PENGANGKUTAN MALAYSIA (MOT)	432,130.00		✓	✓	✓	✓	✓	✓	✓		LAPORAN SIAP KERJA
27		JIPS	CADANGAN PENEMPATAN PEJABAT JABATAN INTERGRITI DAN PEMATUHAN STANDARD (JIPS) DI BLOK D6, PUSAT PENTADBIRAN KERAJAAN PERSEKUTUAN PUTRAJAYA			✓								REKABENTUK
		CGSO	CADANGAN PEMBANGUNAN INFRASTRUKTUR PUSAT DATA DAN KERJA-KERJA BERKAITAN DI BANGUNAN PERDANA PUTRA, MAJLIS KESELAMATAN NEGARA	3,520,175.00								✓		PEMBINAAN 20%
			JUMLAH KESELURUHAN	57,428,784.72										

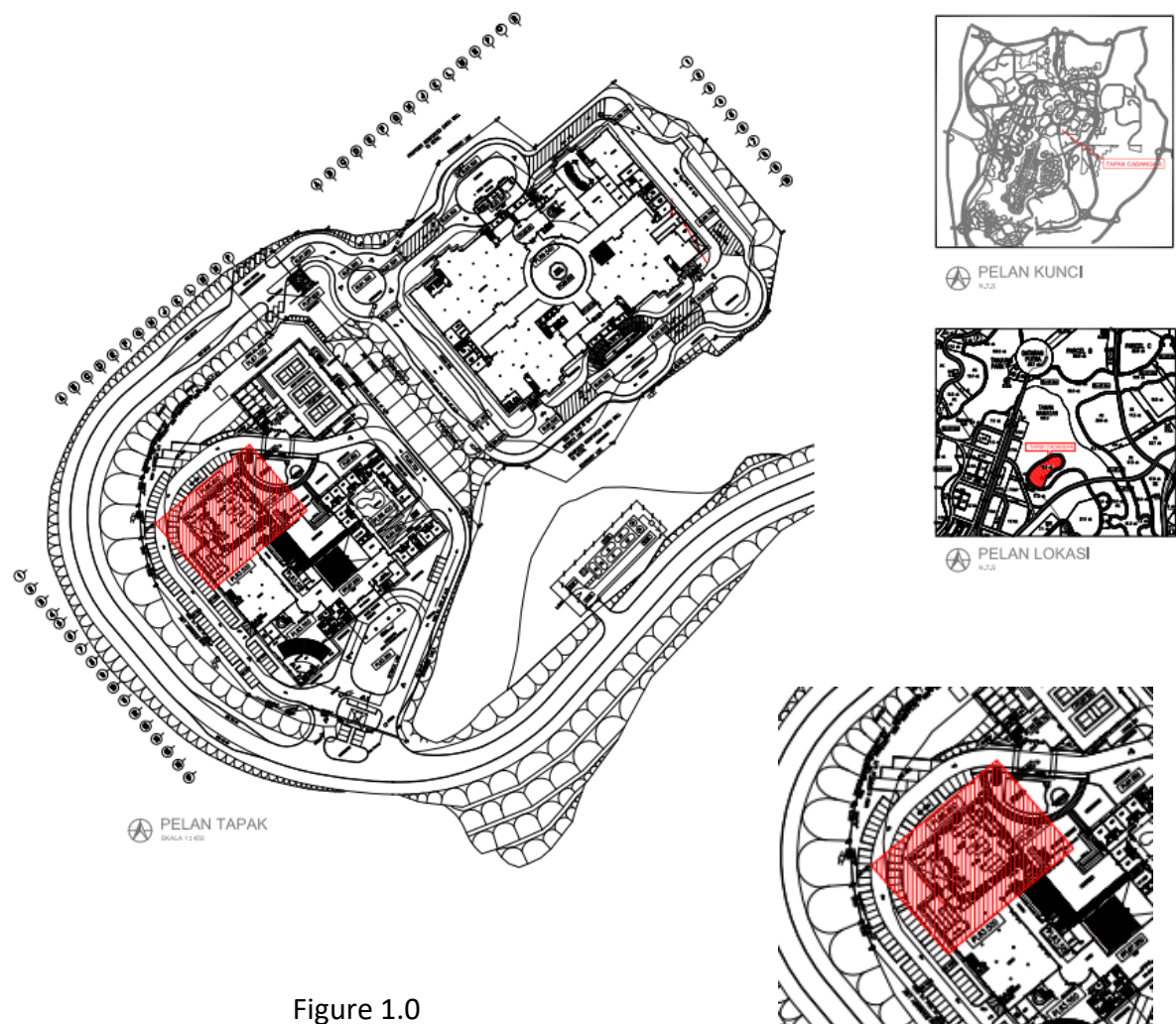
	PROJEK SIAP		PROJEK KHIDMAT NASHAT
	PROJEK PEMBINAAN		PROJEK KIV
	PROJEK REKABENTUK / PEROLEHAN		

CASE STUDY

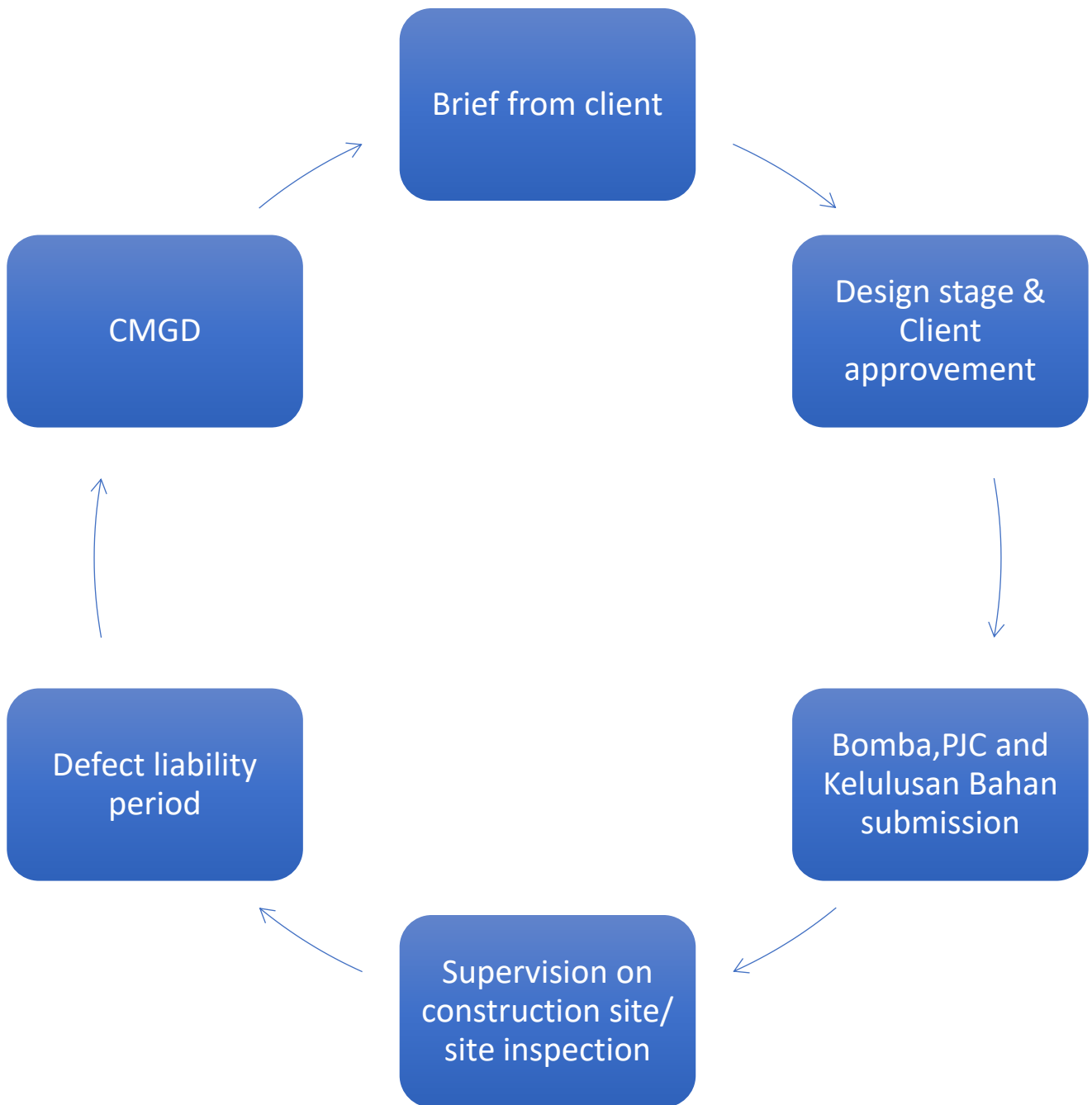
3.1 Background of Project

The project that the writer get in practical time in JKR PUTRAJAYA is Kerja-kerja baikpulih dan menyelenggara (bilik mesyuarat JKP), KEMENTERIAN LUAR NEGERI, WILAYAH PERSEKUTUAN PUTRAJAYA. This project handle by Client KLN and her name is Puan Intan Zurina and she as a Ketua Setiausaha. She handed this project to Ambang Wira Sdn Bhd (AWC). This project handed to AWC because they have contract with them as a building maintenance in KLN. This project located at Lot 2G7 Ministry of Foreign Affairs of Malaysia Wisma Putra No 1, Jalan Wisma Putra Precint 2, 62602 Putrajaya. The renovation is at floor 3 and we as architect, we make construction plan and design for this project. The price for this project is RM 207,000.

Site Plan Kementerian Luar Negeri (KLN)



3.2 WORK FLOW



3.3 BRIEF WITH CLIENT

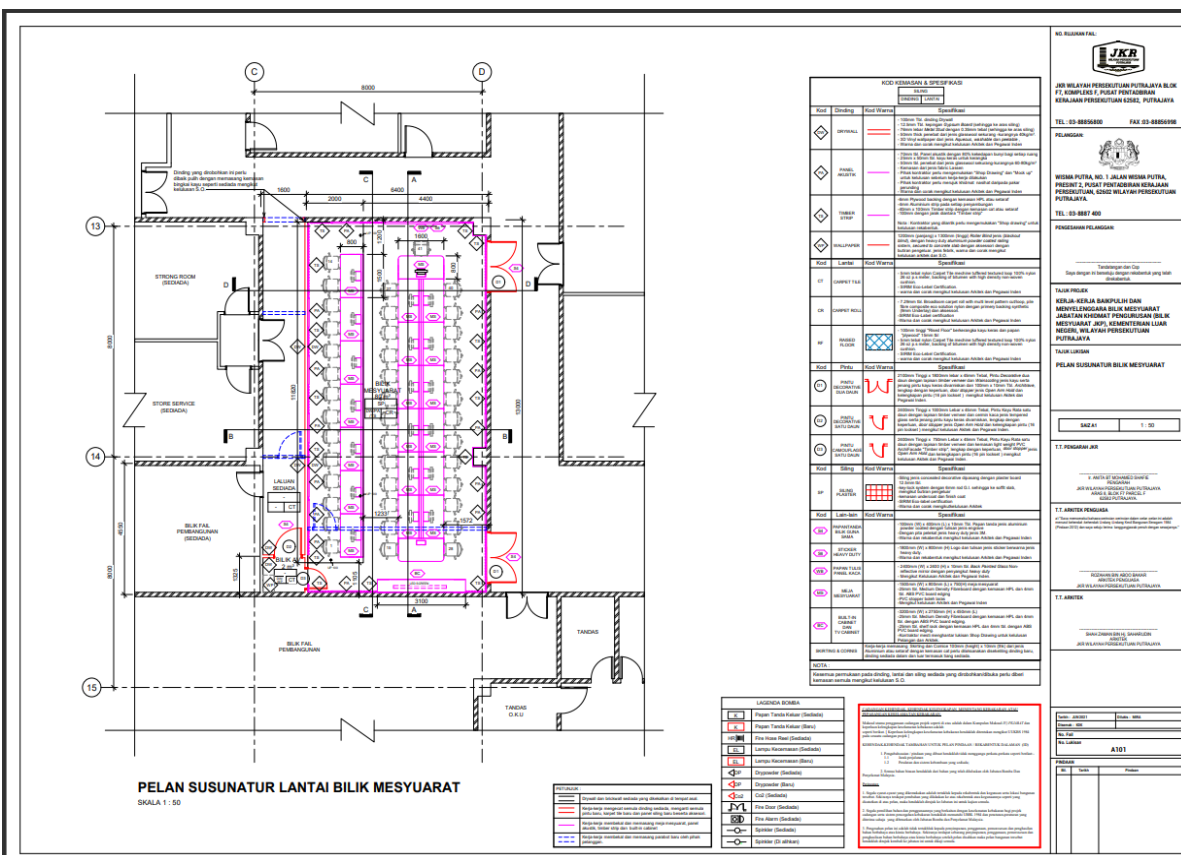
Briefing with client for Kerja-kerja baikpulih dan menyelenggara (bilik mesyuarat JKP), KEMENTERIAN LUAR NEGERI, WILAYAH PERSEKUTUAN PUTRAJAYA



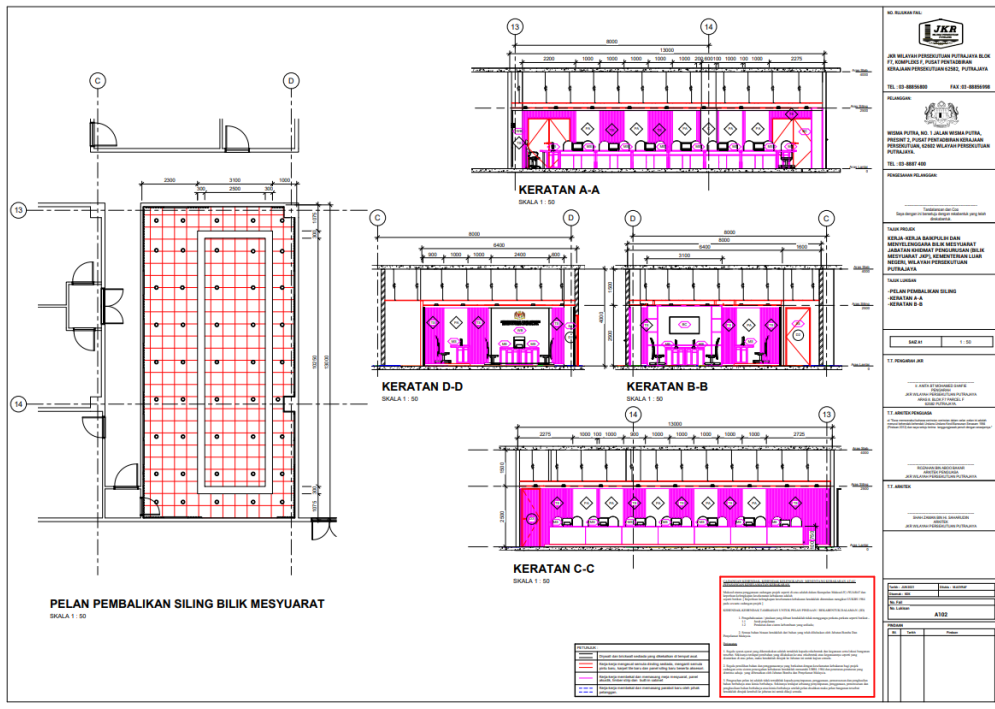
Figure 1.1

3.4 Design Stage and Client Approval

The design stage is the main part of the job for architecture. The design stage is where we got the floor plan and room plan from the client and we started to do “Lukisan Reka Bentuk” and after the client approves that drawing, it will be tender or sebut harga drawing and then become construction drawings. Drawing tender or sebut harga and construction drawing are the same. Construction drawing is a drawing that uses for construction sites. The photo below is a construction and sebut harga drawing. This drawing is called sebut harga and not tender drawing because the price is below RM 500,000. If the price is below than RM500k it will be called as sebut harga drawing if above RM500k it will be call tender drawing. The price for this project is RM250k



PELAN SUSUNATUR LANTAI BILIK MESYUARAT
Figure 2



PELAN PEMBALKAN SILING BILIK MESYUARAT
Figure 2.1



3D VIEW BILIK MESYUARAT DESIGN PURPOSE
Figure 2.2

3.5 BOMBA,PJC AND KELULUSAN BAHAN SUBMISSION

BOMBA DRAWING

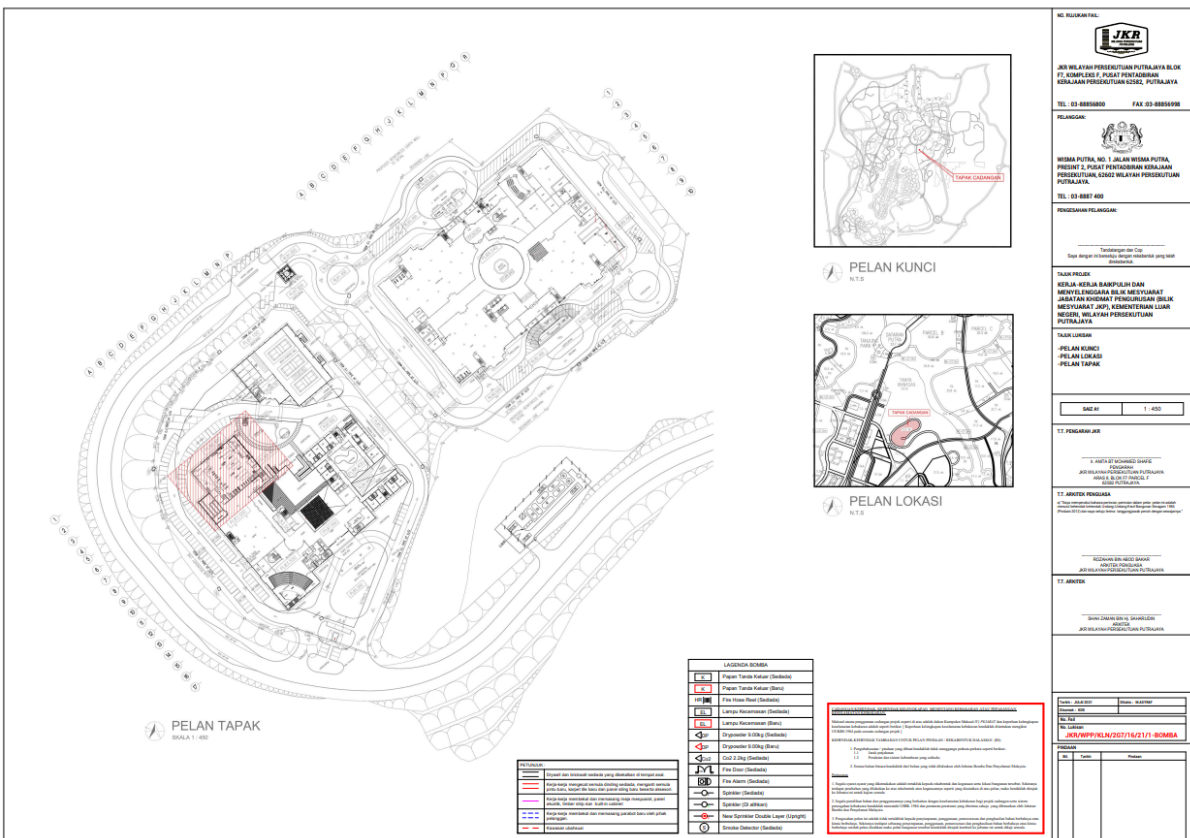
**KERJA-KERJA BAIKPULIH DAN MENYELENGGARA BILIK
MESYUARAT JABATAN KHIDMAT PENGURUSAN (BILIK MESYUARAT
JKP), KEMENTERIAN LUAR NEGERI, WILAYAH PERSEKUTUAN
PUTRAJAYA**

SENARAI LUKISAN

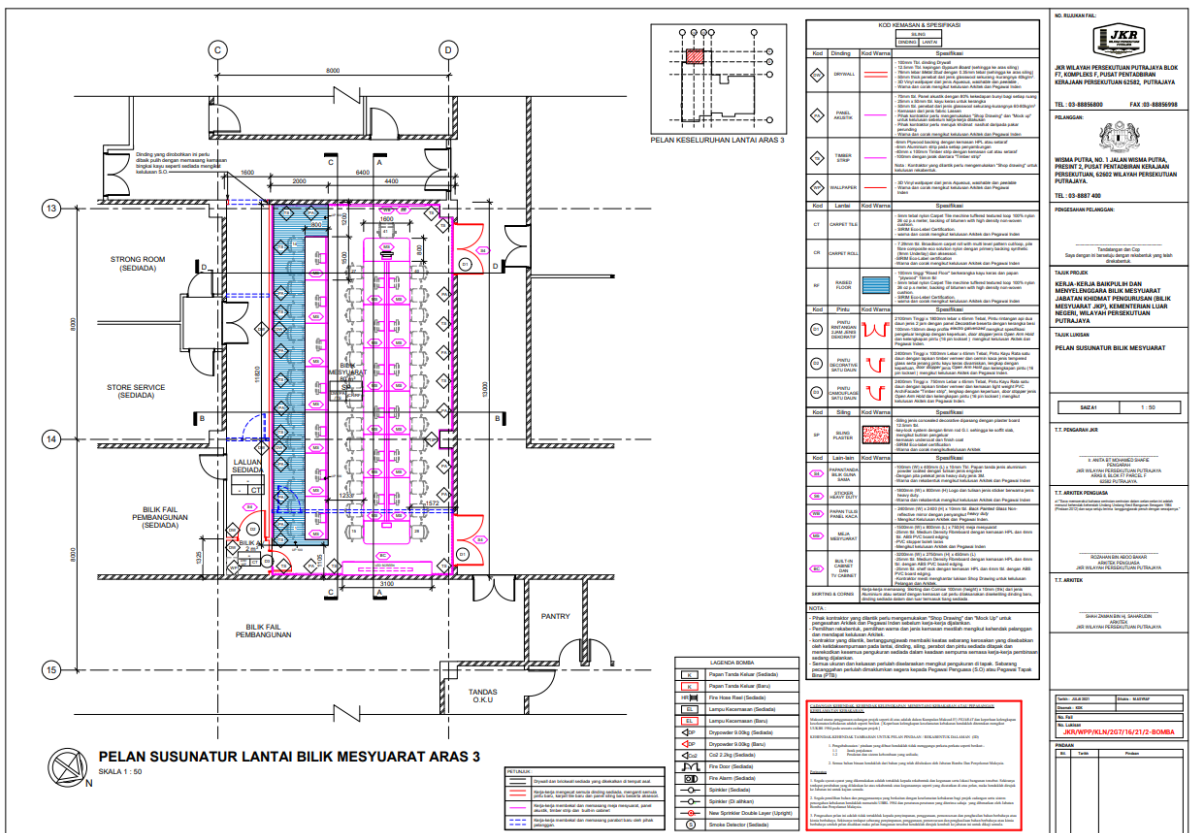
NO.	TAJUK LUKISAN	SAIZ	SKALA	NO. LUKISAN
1.	PELAN KUNCI, PELAN LOKASI DAN PELAN TAPAK	A1	1 : 450	JKR/WPP/KLN/2G7/16/21/1-BOMBA
2.	PELAN SUSUNATUR BILIK MESYUARAT ARAS 3	A1	1 : 50	JKR/WPP/KLN/2G7/16/21/2-BOMBA
3.	PELAN PEMBALIKKAN SILING ARAS 3, KERATAN A-A,B-B,C-C DAN D-D	A1	1 : 50	JKR/WPP/KLN/2G7/16/21/3-BOMBA
4.	PELAN SUSUNATUR SPRINKLER DAN KELENGKAPAN BOMBA BILIK MESTUARAT ARAS 3	A1	1 : 100	JKR/WPP/KLN/2G7/16/21/4-BOMBA

TAJUK DEPAN PLAN

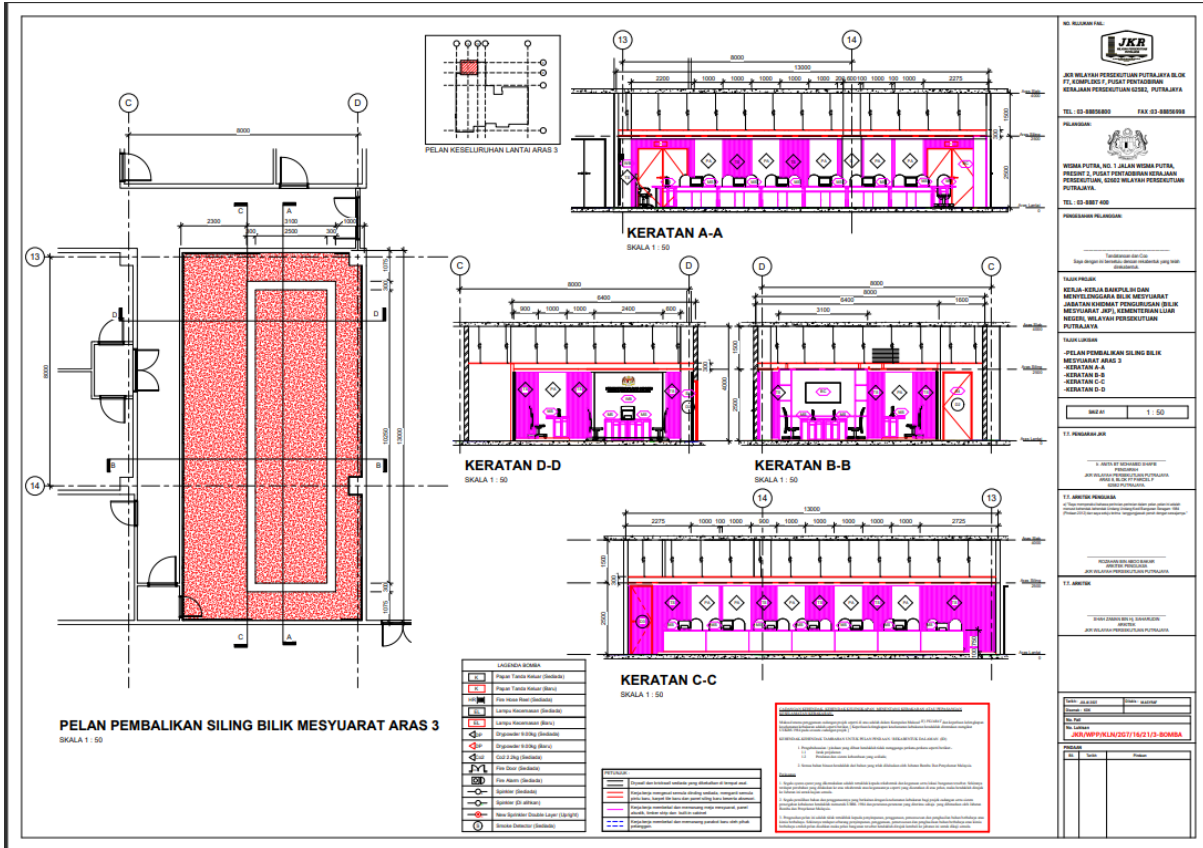
Figure 3



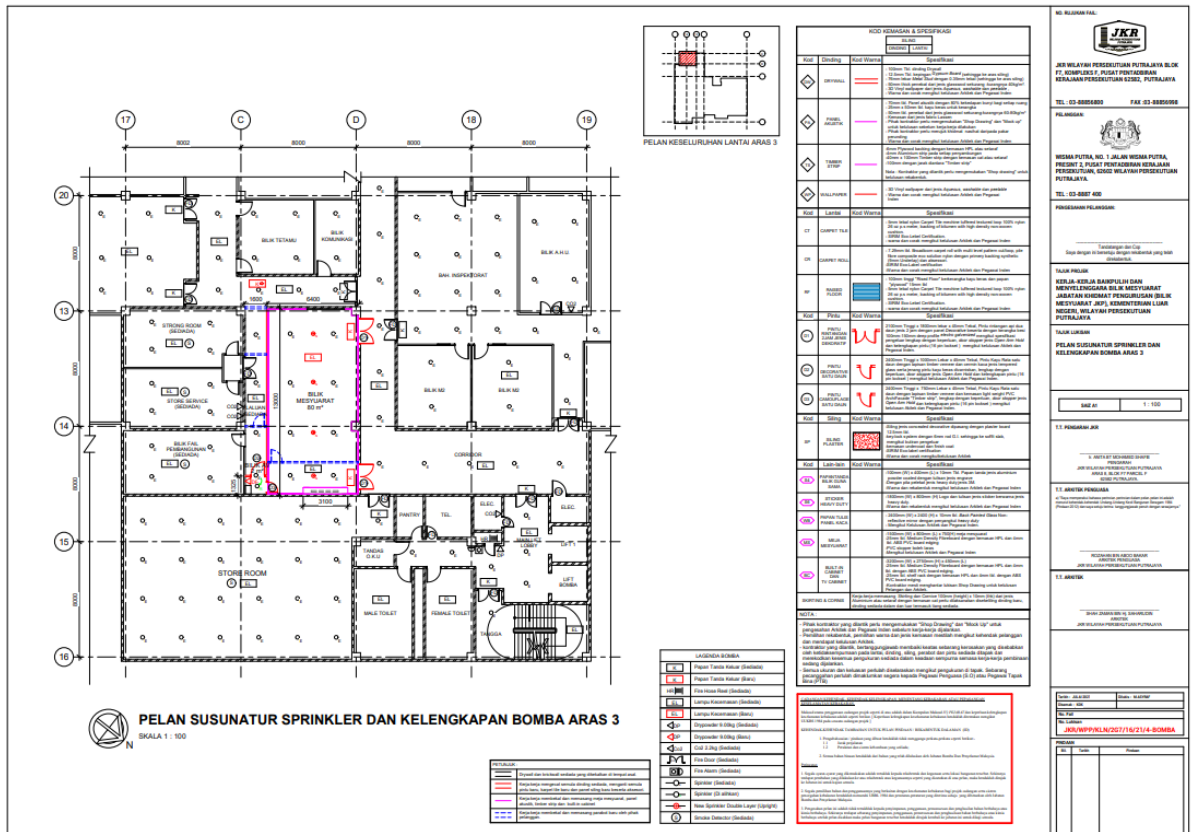
PELAN TAPAK
Figure 3.1



PELAN SUSUNATUR LANTAI BILIK MESYUARAT ARAS 3
Figure 3.2



PELAN PEMBALIKAN SILING BILIK MESYUARAT ARAS 3
Figure 3.3



PELAN SUSUNATUR SPRINKLER DAN KELENGKAPAN BOMBA ARAS 3
Figure 3.4

KELULUSAN BAHAN

“Kelulusan Bahan” means construction items that have been reviewed and accepted for use by the Department.

Kelulusan bahan form and mock-up for Pojek Bilik Mesyuarat Kementerian Luar Negeri example :

Kelulusan Bahan Wallpaper.

PROSEDUR PEMBINAAN DAN PENYELAMAN TAPAK BINA
No. Dokumen : JKR/PRO/05/04
No. Kitaran : 06
No. Pindaan : 00
Tarikh : 19 Sept 2010
Muka Surat : 1/2

LAMPIRAN B

BORANG KELULUSAN BAHAN PERALATAN PEMERIKSAAN MOCK-UP

PROJEK: *Projek Bilik Mesyuarat* No. Rujukan: _____
No. Kompi: *JKR/PRO/05/04/2017* Kontraktor: *Abdullah Yusoff Sdn Bhd*
Bahan Kerja: *Pelaksanaan Bilik Mesyuarat* Lokasi: *Mock-up Bilik Mesyuarat*
Mock-up Deskripsi Item: *Wallpaper* *Warna: Putih* *Material: Vinyl*
Bilang: Set Sederet Sambung Menanak Galas Lain-lain: _____
Model: *Model Bilik Mesyuarat* Pangkang: *Koridor* Pengedar: *Koridor*
Diluluskan: *18.08.2017*

Katak Sili Bantal Bahan Spesifikasi Sampul Kerja Method Statement
 Warisan Lukisan/Design Drawing Mock up Lain-lain: _____

PERAKUAN KONTRAKTOR:
Kerjasama ini hanya akan mematuhi kehendak JKR Perunding dan memastikan bahawa bahan peralatan mock-up kerja adalah berfungsi sebagaimana spesifikasi dan lukisan seperti di dalam kontrak.

Tandatangan Kontraktor: _____ Nama & Jawatan / Cop Rasmi: _____
Tarikh: _____

SEMUKA (JKR PTB) / HODI (ARKAN) M&E/C&S jika perlu PERUNDING (ARKAN) M&E/C&S
Cedangan "bahan peralatan" mock-up adalah:
 Memenuhi
 Tidak Memenuhi

Ulasan:
JKR (PTB) / HODI / Perunding: _____

Tandatangan JKR (PTB) / HODI / Perunding: _____ Nama & Jawatan / Cop Rasmi: _____
Tarikh: _____

Note: *Pusing yang tidak berkenaan



- 3D Vinyl wallpaper of the type Aqueous, washable and peelable
- Colours and patterns according to the approval of the architect and indenture officer

Kelulusan Bahan Aluminium Naplock Carpet.

PROSEDUR PEMBINAAN DAN PENYELIAAN TAPAK BINA
No. Laburan : JKR/MB/2019/0066
No. Kelulusan : 06
No. Pindaan : 00
Tarikh : 19 Sept 2019
Muka Surat : 1 / 2

JKR MALAYSIA LAMPIRAN 5

BORANG KELULUSAN BAHAN/PERALATAN/ PEMERIKSAAN MOCK-UP

PROJEK: Kerja Kerja Bina dan Nyalayura
No. Rujukan :
Kerja Nyalayura, Baharu, Kuala Lumpur, Kuala Lumpur

No. Kontrak : 13/10/2021/100/1/2017
Kontraktor : ANSALAYA Sdn Bhd
Butiran Kerja: "Kerjasama Baharu Peralatan"
Molekul Design: Baharu Baharu
Molekul Naplock Carpet
Rite Molekul Baharu Baharu

Bidang: Sivil Struktur Senbina Mekanikal Elektrik Lain-Lain

Model: DMI Struktur Senbina Mekanikal Elektrik Lain-Lain

Model: Naplock Ruar 12' Panglang: Niles Pengedar: Mias

Dilampirkan:
 Katalog Sijil Sampul Bahan Spesifikasi Sampul Kerja Method Statement
 Wawancara Lukisan/Shop Drawing Mock-Up Lain-lain

PERAKUAN KONTRAKTOR:
Saya dengan ini berjanji akan mematuhi terhadap JKR/Perunding dan memastikan cadangan bahan peralatan mock-up karya adalah berfungsi sebagaimana spesifikasi dan lukisan seperti di dalam kontrak.

Tandatangan Kontraktor: *[Signature]* Nama & Jawatan / Cop Rasmi:
KESKAL SIDA BIN SIDA BIN
PUSAH BINA
MUKA MUKA SIDA BIN

Tarikh: 13/10/2021

SEMAKAM JKR (PTB) / HODI (ARK/BA/ M&E/ C&S) jika perlu/ PERUNDING (ARK/BA/ M&E/ C&S):
Cadangan "bahan peralatan" mock-up adalah:
 Mematuhi
 Tidak Mematuhi

Ulasan:
"JKR (PTB) / HODI/ Perunding":

Tandatangan "JKR (PTB) / HODI/ Perunding": *[Signature]* Nama & Jawatan / Cop Rasmi:
ROZAHAN BIN ABDO BAKAR
Ahliarah Pengurus
Baharu Baharu
JKR WP Putrajaya

Note: *Potong yang tidak berkenaan

© HMC/PTA JKR MALAYSIA **DOCUMENT TERKAWAL**



- Aluminium strips are installed between different floor finishes

Kelulusan Bahan Cat Siling.

PROSEDUR PEMBINAAN DAN PENYELIAAN TAPAK BINA
JKR MALAYSIA

No. Dokumen: JKR/PRO/004
No. Aduan: 06
No. Proses: 03
Tarikh: 18 Sept 2019
Muka Surat: 1 of 2

LAMPIRAN 5

BORANG KELULUSAN BAHAN PERALATAN/ PEMERIKSAAN MOCK-UP

PROJEK: **Projek Bina Bilik Bilik Bersepadu SPM** No. Rejukan: _____
 Nama: **Muhammad Hafiq bin Mohd Fauzan**
 No. Kontrak: **15/14/1/1/1/1/1/1/1** Kontraktor: **Puan Murni Sdn Bhd**
 Butiran Kerja: **Kelulusan Bahan Peralatan Mock-Up Disiapkan Untuk Sampul Cat Siling** Lokasi: **Mock-up Bahari Kerja: 455, Masjid, Jalan Bukit Pagar, Kajang, Selangor**

Bidang: Sivil Struktur Senibina Mekakanik Elektrik Lain-Lain

Modul: **Handuk Persekitaran** Pengilang: **Dulux** Pengedar: **Big Wall Hardware**
WAS under **MOCK-UP**

Ditampikan: Katalog Sampul Bahan Senilak Sampul Kerja Method Statement Manual Lukisan/Shop Drawing Mock-up Lain-lain

PERAKSIAN KONTRAKTOR:
Saya dengan ini setuju akan mematuhi kehendak JKR/Perunding dan memaafkan cadangan bahan peralatan mock-up kerja adalah terbagi sebagaimana spesifikasi dan lukisan seperti di dalam kontrak.


Tandatangan Kontraktor: _____ Nama & Jawatan / Cop Rasmi: _____
 Tarikh: **15/10/2021** **MUHAMMAD HAFIQ BIN MUHAMMAD FAUZAN**
15102021

SEMAKAN JKR (PTB) / HODI/ ARIH/ MEE/ CAS/ JKR (jika perlu) **PERUNDING/ ARIH/ MEE/ CAS:**
 Cadangan bahan peralatan mock-up adalah:
 Mematuhi
 Tidak Mematuhi

Ulasan: ***JKR (PTB) / HODI / Perunding:** _____

Tandatangan *JKR (PTB) / HODI / Perunding: _____ Nama & Jawatan / Cop Rasmi: _____
 Tarikh: _____ **MUHAMMAD BIN ABDO BAKAR**
Ahli Keselamatan
JKR (PTB) / HODI / Perunding

Note: * Pihak yang tidak berkenaan



Big Wall Hardware (Dulux)

- Water based paint
- Dulux maxlite plus white 15245
- 18 litter
- Use foe ceiling paint

Kelulusan Bahan Wallpaper for 2 Columns.

LAMPIRAN 5

PROSEDUR PEMBINAAN DAN PENYELIAAN TAPAK BINA

No. Dokumen : JKR/PK(C)046
No. Kelulusan : 06
No. Pindaan : 00
Tarikh : 19 Sept 2019
Muka Surat : 1/2

BORANG KELULUSAN BAHAN/PERALATAN/PEMERIKSAAN MOCK-UP

PROJEK: Kerja-kerja Membaiki dan Mengubah Program (M&E) di Bangunan Bersejarah Riddet
No. Rujukan:
316/2016/09/1/2017
Kontraktor: Malang Wira Sdn Bhd

Butiran Kerja: *Kelulusan Bahan Peralatan Mock-Up/ Deskripsi Item/ Sampel: wallpaper for 2 column
Lokasi: *Mock-up Bahan Kerja: galeri Museum Jabatan Tuntut Rayuan (JTR) W2, KLJ

Bidang: Sivl Struktur Semolina Mekanikal Elektrik Lain-Lain

Model: Korea Wallpaper Pengilang: Korea Wallpaper Pengedar: Korea Wallpaper

Dilampirkan:
 Katalog Sijil Sampel Bahan Spesifikasi Sampel Kerja Method Statement
 Warranty Lukisan/Shop Drawing Mock-Up Lain-lain

PERAKUAN KONTRAKTOR:
Saya dengan ini berjanji akan mematuhi kehendak JKR/Perunding dan memastikan cadangan "bahan/peralatan/mock-up kerja adalah berfungsi sebagaimana spesifikasi dan lukisan seperti di dalam kontrak.

Tandatangan Kontraktor: _____ Nama & Jawatan / Cop Rasmi:
KUALANG JAYA DAN BERBAGI S.A.
PUSAT/DESIGN
JALAN WISMA SRI 508.

Tarikh: _____

SEMAKAN JKR (PTB) / HODI*(Arkitek/ M&E/ C&S) jika perlu/ PERUNDING*(Arkitek/ M&E/ C&S):
Cadangan "bahan/peralatan/mock-up adalah:
 Mematuhi
 Tidak Mematuhi

Ulasan:
*JKR (PTB) HODI/ Perunding: _____

Tandatangan *JKR (PTB) / HODI/ Perunding: _____ Nama & Jawatan / Cop Rasmi:
MOHAMMAD BIN ABDO BAHU
Arkitek Pengarah
Bahagian Arkitek

Tarikh: _____

Nota * Pasang yang tidak berkenaan



Wallpaper

- Korean Wallpaper
- Vinyl

Kelulusan Bahan Roll Carpet and Underlying items.

PEMBINAAN DAN PENYELIAAN TAPAK BINA
No. Pindaan 00
Tarikh 19 Sept 2019
Muka Surat 1 / 2

JKR MALAYSIA

LAMPIRAN 5

BORANG KELULUSAN BAHAN/ PERALATAN/ PEMERIKSAAN MOCK-UP

PROJEK: Kerja-kerja Bangunan dan Penyelenggaraan Bina Mezzanine dan Jambatan Kenderaan
No. Rujukan: JKR/PTB/2017/0017

No. Kontrak: JKR/PTB/2017/0017
Kontraktor: Bina Bina Wira Sdn Bhd

Budjan Kerja: "Kelulusan Bahan/ Peralatan Mock-Up Deskripsi Item/ Sampel Roll Carpet & Underlay"
Lokasi: "Mock-up Bahan Kerja Bina Mezzanine 3RB Tingkat 3 Wana Mera 2, KKW"

Bidang: Sivili Struktur Senibina Mekanikal Elektrik Lain-Lain

Model: M1.3 Pengilang: Nilas Pengedar: M1.3

Dilampirkan:
 Katalog Sijil Sampel Bahan Spesifikasi Sampel Kerja Method Statement
 Warranty Lukisan/Shop Drawing Mock-Up Lain-lain

PERAKUAN KONTRAKTOR:
Saya dengan ini berjanji akan mematuhi semua JKR Perunding dan memastikan cadangan bahan peralatan mock-up telah adalah berfungsi sebagaimana spesifikasi dan lukisan seperti di dalam kontrak.

Tandatangan Kontraktor: [Signature] Nama & Jawatan / Cop Rasmi:
Tarikh: 4/10/2017

SEMAKAN JKR (PTB) / HOOT (ARKITEK M&E/ C&S) jika perlu/ PERUNDING (ARKITEK/ M&E/ C&S):
Cadangan "bahan peralatan mock-up adalah:
 Mematuhi * utk kelulusan jenis karpet, namun tidak mematuhi (N4533 (Cotrus Road)).
 Tidak Mematuhi

Utusan: "JKR (PTB) HOOT/Perunding:"
Tandatangan "JKR (PTB) / HOOT/Perunding:" [Signature] Nama & Jawatan / Cop Rasmi:
Tarikh: NOZAHAN BIN ABDU BAKAR
Kadukil Pengiraan
Nota: * Petang pengiraan
JKR MP Putrajaya

© HAKCIPTA JKR MALAYSIA

DOKUMEN TERKAWAL



Underlay carpet

- 9mm thickness
- Rubber crump and latex
- Backing : polyester non-woven
- Weight : 35kg

Kelulusan Bahan Partition Board and Accessories.

PROSEDUR PEMBINAAN DAN PENYELIAAN TAPAK BINA
 No. Dokumen : JKR/PRO/04-S
 No. Khasaran : 08
 No. Pindaan : 00
 Tarikh : 19 Sept 2019
 Muka Surat : 1.1.2

JKR MALAYSIA

LAMPIRAN 5

BORANG KELULUSAN BAHAN/ PERALATAN/ PEMERIKSAAN MOCK-UP

PROJEK: Kerja-kerja Bekalan dan Muat turun Bina Muzium Jaman Sidaman Pengalasan
 No. Kontrak: JKR/PPKS/1917/2019 Kontraktor: Dabang Urm sdn bhd

Bahan Kerja: "Kelulusan Bahan/ Peralatan/ Mock-up Dibina/ Bina/ Sempoi"
 Lokasi: "Mock-up Bahan/ Kerja Bina Muzium Jaman Sidaman Pengalasan, Tapak Bina, Jalan Bina 2"

Bidang: Sila Struktur Sembrak Mekakanal Elektrik Lain-Lain:
 Model: Cogan Benda Pengilang: LTP Pengedar: LTP

Dilampirkan:
 Katalog Sijil Sampel Bahan Spesifikasi Sampel Kerja Method Statement
 Warrantly Luakan/Shop Drawing Mock-Up Lain-lain...

PERAKSIAN KONTRAKTOR:
 Saya dengan ini berjanji akan mematuhi kehendak "JKR Perunding" dan memastikan bahawa "bahan/ peralatan/ mock-up/ kerja" adalah bertepatan sebagaimana spesifikasi dan lukisan seperti di dalam kontrak.

Tandatangan Kontraktor: _____ Nama & Jawatan / Cop Rasmi: _____

Tarikh: _____

SEMAKAN JKR (PTB) / HODI ("Arkitak/ M&E/ CAS) jika perlu/ PERUNDING ("Arkitak/ M&E/ CAS):
 Cadangan "bahan/ peralatan/ mock-up" adalah:
 Memenuhi
 Tidak Memenuhi

Ulasan: _____
 JKR (PTB)/ HODI/ Perunding: _____

Tandatangan "JKR (PTB) / HODI/ Perunding: _____ Nama & Jawatan / Cop Rasmi: _____

Tarikh: _____

note: * Pusing pang tibia berkenaan

© HAKCIPTA JKR MALAYSIA **DOKUMEN TERMAWAJ**



Gyproc

A standard gypsum board, Gyproc Topline is made to be used universally in wall partitions wall linings and even ceiling systems.

Encased in, and bonded firmly to, strong paper liners, Gyproc® BaseLine® has an aerated gypsum core and contains non-combustible material giving it excellent thermal insulation characteristics.

The board is covered in Ivory face paper and has a smooth and level surface, ensuring that your interior walls has a beautiful finishing.

Office interior image

Key facts

- Lightweight
- Class O material
- Quick and easy installation
- Ideal for curved wall installation
- Easy to decorate with paint, tiles, wallpapers and other finishing products
- Crack free
- Highly flexible

Where to use:

Gyproc Topline is ideally used for interior walls, but can also be used for ceiling systems (normal specified conditions.)

Its applications include:

- Wall Partitions - Wall Linings - Ceiling Systems

Size: 4'(w) x 8'(l) x 9mm(H) 1200mm x 2400mm x 9mm

Partition Board and Accessories

Gypsum Board

Benefits

- Lightweight
- Class O material
- Quick and easy installation
- Crack free
- Easy to decorate with paint, tiles, wallpapers and other finishing products
- Highly flexible

Rockwool

- Safe and silent pro 330
- Thickness: 50 mm
- Norminal density: 40kg/m³
- Use for sound absorption

Kelulusan Bahan Cornice and Skirting.

PROSEDUR PEMBINAAN DAN PENYELIAAN TAPAK BINA

No. Dokumen : JKR PRC01-04-5
 No. Kriteria : 00
 No. Pindaan : 00
 Tarikh : 19 Sept 2019
 Mukah Surat : 1 / 2

LAMPIRAN 5

BORANG KELULUSAN BAHAN/ PERALATAN/ PEMERIKSAAN MOCK-UP

PROJEK: *Projek Bangunan Bersejarah* No. Rujukan: *100/100/100/100*
 Nama: *Projek Bangunan Bersejarah*
 No. Kontrak: *100/100/100/100* Kontraktor: *Perunding Wira Sdn Bhd*
 Butiran Kerja: *Kelulusan Bahan/ Peralatan/ Mock-Up* Lokasi: *Mock-up/ Bahan/ Kerja/ Mock-Up*
 Bidang: Sivil Struktur Senibina Mekanikal Elektrik Lain-Lain:
 Model: *C* Pengilang: *100/100/100/100* Pengedar: *100/100/100/100*

Dilampirkan:
 Katalog Sijil Sampel Bahan Spesifikasi Sampel Kerja Method Statement
 Warrant Lukisan/Shop Drawing Mock-Up Lain-lain

PERAKULAN KONTRAKTOR:
 Saya dengan ini berjanji akan mematuhi standard JKR/Perunding dan memastikan cadangan bahan/ peralatan mock-up kerja adalah berfungsi sebagaimana spesifikasi dan lukisan seperti di dalam kontrak.

Tandatangan Kontraktor: *[Signature]* Nama & Jawatan / Cop Rasmi:
 Tarikh: *24/09/2021*

SEMAKAN JKR (PTB) / HODT/ (Arkitek/ M&E/ C&S) jika perlu/ PERUNDING (Arkitek/ M&E/ C&S):
 Cadangan bahan/ peralatan mock-up adalah:
 Mematuhi
 Tidak Mematuhi

Ulasan:
 *JKR (PTB) HODT/ Perunding: _____

Tandatangan *JKR (PTB) / HODT/ Perunding: *[Signature]* Nama & Jawatan / Cop Rasmi:
 ROZAHAN BIN ABDO BAKAR
 Arkitek Perunding
 Bahagian Arkitek
 JKR MP Perak

Tarikh: _____

DOKUMEN TERKAWAL



Skirting and Cornice

- Follow JKR spec

Kelulusan Bahan Partition Board And Accessories.

PROSEDUR PEMBIHAAN DAN PENYELIAAN TAPAK BINA

No. Dokumen : JKR-PROJ04.5
No. Kelulusan : 00
No. Prosedur : 00
Tarikh : 19 Sept 2019
Mula Surat : 17/2

LAMPIRAN 5

BORANG KELULUSAN BAHAN/PERALATAN/PEMERIKSAAN MOCK-UP

PROJEK: **Projek Kerja Bekalan dan Pengalihan Pasukan**
No. Kontrak: **JKR/PEAS/2018/2019**
Lokasi: **Mock-up (Bahan Kerja) Bina Menengah (Sistem) - Unit 2**
Maksud Kerja: **Produksi Bahan Peralatan Mock-up (Desain) Bina Menengah (Sistem) - Unit 2**
Bilik: Dini Struktur Selesai Mekanikal Elektrik Lain-Lain
Model: Ciptaan Baru Pengilang: **LTP**
Pengeruk: **LTP**

Ditamparkan:
 Katalog Sijil Sampel Bahan Spesifikasi Sampel Kerja Akhbar Statement
 Momen Lukisan/Shop Drawing Masa-uk Lain-lain

PERAKSIAN KONTRAKTOR:
Saya dengan ini berjanji akan mematuhi kehendak JKR Perunding dan memastikan cadangan "bahan peralihan" mock-up terpa adalah berfungsi sebagaimana spesifikasi dan lukisan seperti di dalam kontrak.

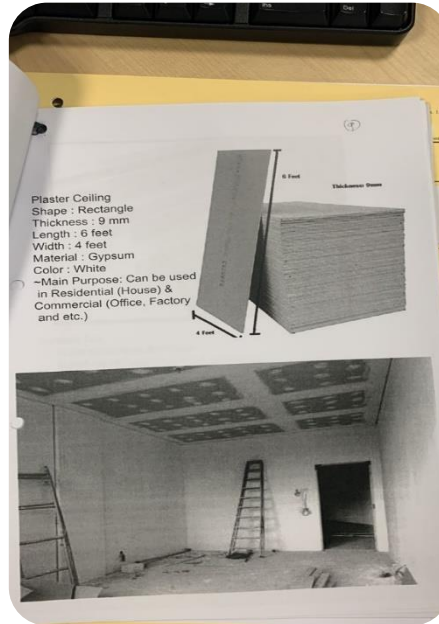
Tandatangan Kontraktor: _____ Nama & Jawatan / Cop Rasmi: _____
Tarikh: _____

SEMAKAN JKR (PTB) / HODI / Arkhiv / M&E / C&S jika perlu PERUNDING / Arkhiv / M&E / C&S:
Cadangan "bahan peralihan" mock-up adalah:
 Memenuhi
 Tidak Memenuhi

Ulasan: *JKR (PTB) HODI / Perunding: _____
Tandatangan *JKR (PTB) / HODI / Perunding: _____ Nama & Jawatan / Cop Rasmi: _____
Tarikh: _____

Nota: *Pusing yang lain berkaitan

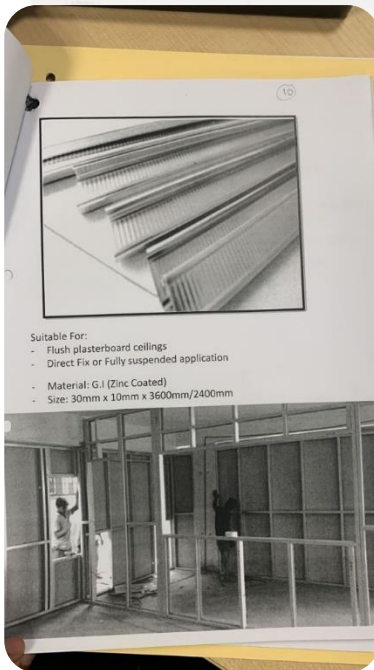
HAKCIPTA JKR MALAYSIA **DOKUMEN TERKAWAL**



Plaster ceiling board

- Shape : rectangle
- Thickness : 9mm
- Length x wide : 6 feet x 4 feet
- Material : gypsum
- Colour : white

-Main purpose : Can be used in Residential (House) & Commercial (Office, Factory and etc.)



Furring Channel And C channel for ceiling

- Application for office/bedroom all the building
- Specification for Malaysia market
- Colour : silver
- Material : Galvanized steel (Zink coating)
- Length : 12 Foot
- Width : 30mm x 10mm
- Thickness : 0.3mm x 0.5mm

Suitable For

- Flush plasterboard ceilings
- Direct fix or fully suspended application

Kelulusan Bahan Main Table and Side Table, Tv Cabinet.

PROSEDUR PERSIAPAN DAN PENYELIAAN TAPAK BINA
 No. Dokumen: JKR/P201/445
 No. Revisi: 06
 No. Pakej: 005
 Tarikh: 19 Sept 2019
 Mukah Surah: 1.12

LAMPIRAN 5

BORANG KELULUSAN BAHAN, PERALATAN/ PEMERIKSAAN MOOD-UP

PROJEK: *Wangsa Maju, Blok 2, dan Blok 3* No. Rujukan: _____
 NO. KONTRAK: *026/2013/117/A* Nama Pengkontraktor: *Bina Jaya Sdn Bhd*

Bahan Kerja: *Melamin (Bahan Persegi)* Lokasi Mood-up: *Ruang Kerja*
 Material: *OSB dan Panel* Bilah: *Yagelwood 3/4"* *100mm x 20mm x 10mm*
100mm x 20mm x 10mm

Bidang: Dinding Silang Sambungan Makmal Basah Lain-Lain: _____

Muafak: Bertulis Pengantar: *Yusuf Hafid Bin Yusoff* Pengedar: *Yusuf Hafid Bin Yusoff*
Yusuf Hafid Bin Yusoff *Yusuf Hafid Bin Yusoff*

Dilampirkan:
 Katalog QR Sampel Galeri Sampel Kertas Sampel Kertas Material Material
 Material Lantikan/Dokumen Mood-Up Lain-Lain: _____

PERAKSIAN KONTRAKTOR:
 Saya dengan ini bersetuju akan menandatangani 'BORANG PERLUKUPAN' dan membolehkan pelanggan "membuat perubahan mood-up ke atas bahan kegunaan yang dipaparkan dan kelulusan seperti di dalam kontrak."

Tandatangan Kontraktor: _____ Nama & Jawatan / Cop Rasmi: _____
 Tarikh: _____

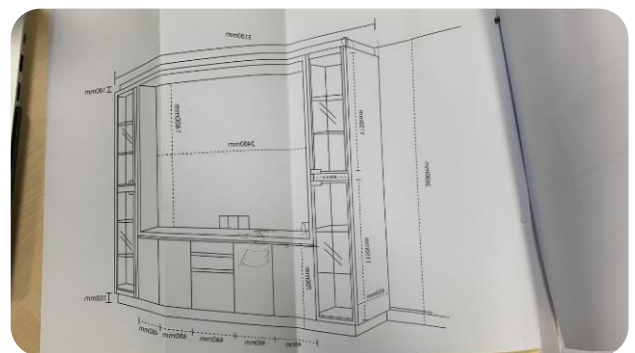
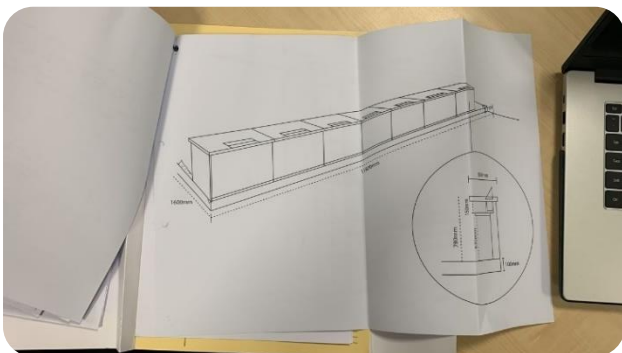
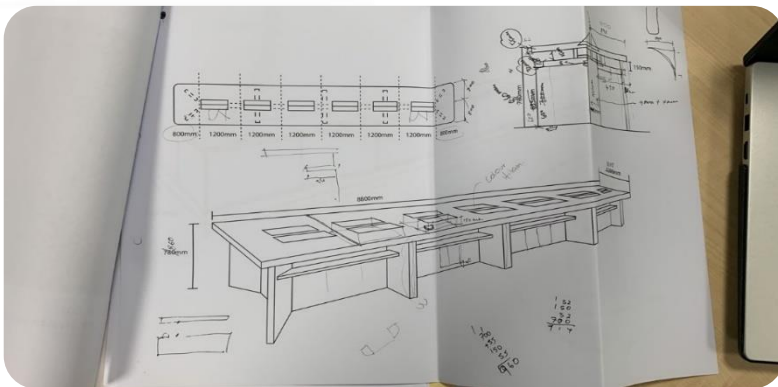
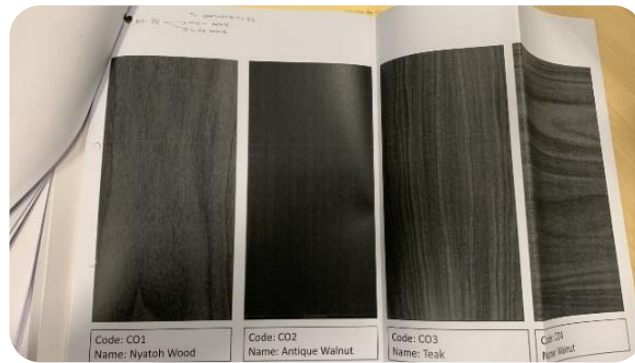
SIKSAAN JKR (PTB) / HODI (A/INA) / M&I / CAS: Jaka peruli PERUNDING (A/INA) / M&I / CAS:
 Cadangan "bahan" peralihan mood-up adalah:
 Memenuhi
 Tidak Memenuhi

Utusan: **JKR (PTB) / HODI / Perunding:** _____


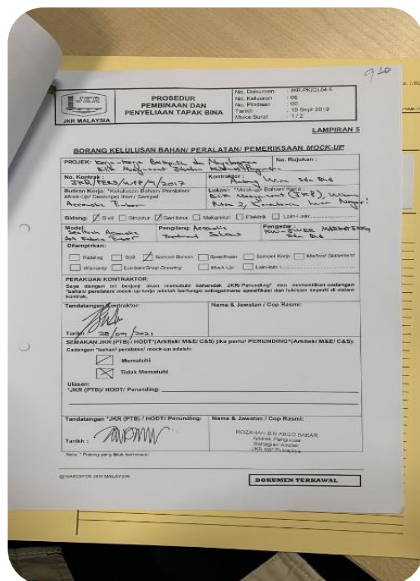
Tandatangan JKR (PTB) / HODI / Perunding: _____ Nama & Jawatan / Cop Rasmi: _____
 HJAZAHAN BIN ABDUL BAKAR
 Analisa Perunding
 Sarawak
 JKR WP-Perunding

Tarikh: *2023/09/19*
 No. Dokumen: *026/2013/117/A*
 No. Revisi: *005*
 Mukah Surah: *1.12*

BUKUKAN TERKAWAL



Kelulusan Bahan Acoustic Art Fabric Panel.









Sealtech acoustic fabric panel

- Sealtech acoustic fabric panel will be install at wall
- The colour is cortex- yellow
- Sealtech acoustic fabric panel is use for make interior design more beautiful and also use for sound proofing
- The size for one Sealtech acoustic fabric panel is 2400 (H) x 600 (w)

Timber trend acoustic panel

- Timber trend acoustic panel will be install at wall
- The colour is white
- Timber trend acoustic is use for make interior design more beautiful and also use for sound proofing
- The size for one Timber trend acoustic I is 2400 (H) x 600 (w)

3.6 SUPERVISION ON CONSTRUCTION SITE/ SITE INSPECTION


Before	After
	
	
	






3.7 DEFECT LIABILITY PERIOD AND CMGD(CERTIFICATE OF MAKING GOOD DEFECT)





DEFECT LIABILITY PERIOD





The Defect Liability Period (“DLP”) is defined as a period where the Developer is responsible to fix any defects and it begins from the date the Homeowner received delivery of vacant possession and keys of the property.





DEFECT INSPECTION

	<p>The frame assembly for the acoustic panel is not fully assembled</p>
	<p>The material used on the site is not in accordance with the material approval</p>
	<p>Installation of ceiling plaster is untidy and corrugated</p>

	<p>The timber strip installation is untidy</p>
	<p>The finish on the door viewfinder is untidy</p>
	<p>The gap between the two door leaves is uneven</p>
	<p>Door closer stuck to the door frame and scratch marks</p>
	<p>Plaster ceilings are uneven and corrugated</p>

	<p>Cracks at the connection of plaster ceilings</p>
	<p>Screw assembly is untidy and comes off</p>
	<p>The screws on the hinges do not follow the specs</p>
	<p>The cornice connection is not neat</p>

	<p>The skirting connection is untidy in the back passage</p>
	<p>The corners of the skirting are not neat</p>
	<p>The finish of the wood connection is not perfect at door frame</p>
	<p>The tablecloth is not perfect</p>

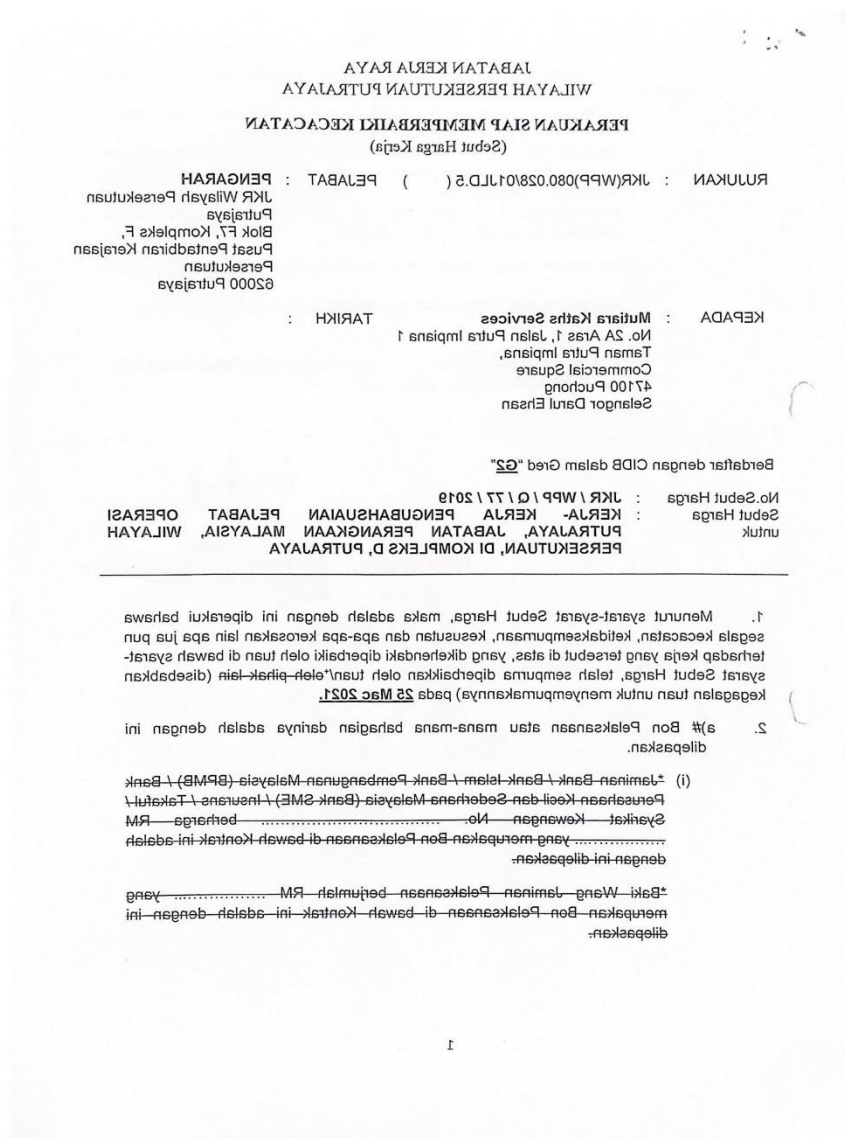
	<p>The position of the table is not in line with the skirting</p>
	<p>The back path needs to be cleared</p>
	<p>Add screws to the hidden door in the meeting room</p>
	<p>Untidy carpet installation in the meeting room</p>

CERTIFICATE OF MAKING GOOD DEFECT (CMGD)

Finally after the construction has been done contactor need to give us Certificate of Making Good Defect (CMGD) for the final step to done in one project.

The Certificate of Making Good Defects is a certificate that is in relation to the completion of defects, imperfections, shrinkage and any other fault raised during the Rectification Period (previously known as 'Defects Liability Period').

Project is Kerja-kerja baikpulih dan menyelenggara (bilik mesyuarat JKP), KEMENTERIAN LUAR NEGERI, WILAYAH PERSEKUTUAN PUTRAJAYA is done until DLP process now need to wait for CMGD. I will show some example of CMGD letter form JKR to contractor the example is below:



b)# (i) *Tuntutan terhadap Jaminan Bank / Bank Islam / Bank Pembangunan Malaysia

(BPMB) / Bank Perusahaan Kecil dan Sederhana Malaysia (Bank SME) / Insurans / Takaful / Syarikat Kewangan No
berharga RM yang merupakan Bon Pelaksanaan di bawah Kontrak ini telah pun diperolehi untuk membiayai kos perbelanjaan membaiki kecacatan dan / atau kerosakan berkenaan yang telah disempurnakan oleh pihak lain. Butir-butir kos perbelanjaan adalah sepertimana yang ditunjukkan di Lampiran.

(ii) **Oleh kerana amaun daripada Bon Pelaksanaan tidak mencukupi, dengan ini
—tuan adalah dikehendaki untuk membayar kepada Kerajaan sebanyak
—RM

**Terdapat baki sebanyak RM daripada Bon Pelaksanaan yang
—akan dikembalikan kepada tuan.



(Pegawai Inden)

Nama Penuh : Hanifah Binti Abdullah
Nama Jawatan : Jurutera Elektrik Penguasa Kanan
: JKR Wilayah Persekutuan
Putrajaya

s.k

Setiusaha Bahagian

Bahagian Pembangunan Kontraktor Usahawan (BPKU),
Aras 5, Blok Menara Menara Usahawan,
Persiaran Perdana Presint 2,
62652 PUTRAJAYA.

Ketua Eksekutif

Lembaga Pembangunan Industri Pembinaan Malaysia (CIDB)
Level 10, Menara Dato' Onn,
Putra World Trade Centre, No 45,
Jalan Tun Ismail
50480 KUALA LUMPUR.

Juruukur Bahan Penguasa Kanan,

Bahagian Kontrak dan Ukur Bahan,
JKR Wilayah Persekutuan Putrajaya

Nota

- + Batalkan yang mana tidak berkenaan.
- # Batalkan keseluruhan 2(b) jika kerja kecacatan disiapkan oleh kontraktor sendiri atau batalkan keseluruhan 2(a) jika kecacatan disiapkan oleh pihak ketiga.
- * Batalkan salah satu daripada perenggan yang berkenaan di bawah 2(a)(i) atau perenggan 2(b) (i) mengikut keadaan.
- ** Batalkan salah satu perenggan atau kedua-duanya jika tidak berkenaan.

4.0 CONCLUSION

An architectural drawing are important to any construction project. All construction must need a drawing plan. It is because Architectural drawings are used to assist a building contractor to construct it based on design intent, as a record of the design and planned development, or to make a record of a building that already exists.

Architecture is arguably the different values and standards of living for every community that utilizes the structures for their everyday life. It is the physical form of these values, and it represents the growth and evolution of the world and the societies that are encompassed within it. This project took 4 months to be done in construction and for drawing process and submission has be done before the construction start.

REFERENCES

https://www.designingbuildings.co.uk/wiki/Construction_drawing

<https://en.wikipedia.org/wiki/Mockup>

<https://www.britannica.com/topic/architecture>

<https://pdfcoffee.com/jkr-pko-04-5-kelulusan-bahan-pdf-free.html>

<https://www.moh.gov.my/moh/resources/Penerbitan/Rujukan/Seminar%20Health%20Facility/17.DEFECT LIABILITY PERIOD and ACCOUNT CLOSING - En .Wan Saipallah .pdf>

<https://www.jkrwpp.gov.my/>