



VOL.

2



REGASENI XV

REGASENI XV



# ODYSSEY

SELF REFLECTION

INTERACTIVE ONLINE ART EXHIBITION



# ODYSSEY BY REQASENI XV 2021 ART AND DESIGN DIPLOMA EXHIBITION

Copyright 2021

## PUBLISHED BY

PERPUSTAKAAN TUN ABDUL RAZAK, PTAR  
UNIVERSITI TEKNOLOGI MARA  
CAWANGAN SARWAK

THE VALIDITY AND THE AUTHENTICITY OF CONTENT IN EVERY ARTICLE IS THE SOLE RESPONSIBILITY OF THE RESPECTIVE AUTHOR(S). AND VIOLATIONS ARE ENTIRELY RESPONSIBILITY OF THE AUTHOR(S). EVERY CREATIVE AND DESIGN WORK ARE SOLELY MEANT FOR EDUCATIONAL PURPOSE

**All rights reserved. No part of this publication may be produced or transmitted in any form or by any means electronic and mechanical, including photocopy, recording or any information storage and retrieval system without prior permission in writing from the publisher.**

Enquires should be addressed to the publisher. While all reasonable attempts at the faculty accuracy have been made, the publisher accepts no responsibility for any errors contained in this catalogue.

E-ISBN: 978-967-0828-46-6

## CHIEF EDITOR

MOHD RAZIF MOHD RATHI  
NORAZIAH BINTI MOHD RAZALI

## EDITORIAL BOARD

CLEMENT ANAK JIMEL  
DR VALERIE MICHAEL  
WAN JULIANA EMEIH WAHED  
DATIN HALINA AMIN  
DR MUHAMMAD FAUZAN BIN ABU BAKAR  
SAFRINA MUHAMMAD AZMI  
CHRISNA PINDAH  
ZAIDI WASLI  
MADELEINE PERREAU  
FLORENCE IJOT MASANAT  
BRENDAN JOHNNY

## CONCEPT AND LAYOUT DESIGN

MUHD ASLAN BIN JEMMAING (**LEAD DESIGNER**)  
NUR ZHAFRI SYAKIRIN BIN SARIFUDDIN  
SYAHIERRA BINTI SUZALI  
NOR AZARINAH BINTI AB GARIB  
SITI NUR RAFIQAH BINTI AHMAD

# CONTENTS.



02.

RECTOR'S  
FOREWORD.

04.

HEAD CENTRE OF STUDY'S  
FOREWORD.

06.

PROJECT LEADER'S  
FOREWORD.

07.

ODYSSEY  
INTRODUCTION.



**08.**

**ART & DESIGN  
LECTURERS.**

---

**13.**

**FINE ART  
STUDENTS.**

---

**127.**

**ODYSSEY  
COMMITTEE.**

---





**PROFESSOR DATO DR JAMIL BIN HAJI HAMALI**  
RECTOR OF UiTM SARAWAK CAMPUS



RECTOR'S

# FOREWORD

I would like to congratulate the organizing team of students from Faculty of Art & Design, UiTM Sarawak Branch, for their success in publishing the 15th ReQaSeni e-catalogue with the theme, "ODYSSEY". I acknowledge the efforts of the students who invested more than their time and sweat, working through days and nights to complete their art & design work. Their commitment in ensuring the success of this exhibition is also commendable.

This is the first time that our final year students produce their art & design work through virtual class using ODL methods. This shift was necessary because of the COVID-19 pandemic that has plagued the world and we are not spared. However, the success of producing their art & design work proves that the students from the Faculty of Art and Design are resilient and they can overcome any potential stumbling blocks that come their way. UiTM Sarawak has always been very supportive of the arts and creative industry. At the same time, we are also truly concerned about the development of arts in Sarawak. The students' creative works will further strengthen the testament of our united stand in support of the faculty and arts in general.

There are many constraints brought about by COVID-19, but we will not let it stop us. The current situation is affecting many art and creative activists. However, it must not be an obstacle that stops them. Instead, it should be taken as a challenge for them to face this new norm. I am confident and optimistic because art activists such as our students are always exploring creative work in various ways and finding new perspectives to look at it. I also believe that these art activists and students have long been exposed to technology and they know how to use that technology as a method to develop and empower art activities. Let us not forget that with the rapid development of technology, it can become an intermediary to create a great relationship between art and the human soul. By fully utilising the potentials of digital platforms & social medias, various information is also available at our fingertips. Therefore, it is appropriate for this exhibition theme to be "ODYSSEY" for this is a new experience and a new journey towards a new norm in creative arts.

Furthermore, the situation that we are all experiencing now is changing the way we think and work. It is challenging our creativity as well as our perspective. It is indispensable to try new methods or mediums in doing and overcoming something to fit the new norm. The virtual ReQaSeni exhibition has proven that art is unlimited and is not confined and it can follow the flow of today's technology. It is an advantage and may be a profitable avenue for artists to expand and develop their arts.

Our students have produced magnificent showcased of their artwork through many digital platforms. This is a good marketing technique which would benefit the artists and designers. It is a great effort for them to market their work throughout Malaysia and the rest of the world. This is one of UiTM's initiatives to produce graduates who excel in entrepreneurship who are fit, not only for the government sector but also the private sector. What the students demonstrated in this exhibition are in line with the purpose of UiTM's establishment in helping local students to be independent and ultimately becoming a dynamic, progressive, and responsive society.

I am proud of Faculty of Art and Design, UiTM Sarawak Branch, for publishing this 15th issue of ReQaSeni e-catalogue successfully even though it had to be done digitally. I hope the Faculty of Art and Design will continue to challenge themselves to be better and better despite the new norms and constraints to highlight students' talents and to boost the students' level of thinking, so they are better prepared to face the world. I hope that all students, especially the students of the Faculty of Art and Design can continue to have the mindset of not easily giving up and being open to changes in producing artworks and designs.

To all our readers, once again, let me extend my grateful to you, as I sincerely hope you find the experience rewarding. I would like to congratulate the faculty members, both lecturers, students and all parties involved in making this e-catalogue a success. I hope you will have an enjoyable and insightful experience.

Thank you.



**SR DR AHMAD FAIZ ABDUL RASHID**  
HEAD CENTRE OF STUDY, FACULTY OF ART & DESIGN





HEAD CENTRE OF STUDY'S

# FOREWORD

Assalamualikum w.b.t and welcome.

I would like to express the endless gratefulness for His bounty, this ReQaSeni Exhibiton 15th Edition by Faculty of Art and Design final year students successfully run which is called Interactive Online Art Exhibition

Well done and congratulations to the Faculty of art and Deisgn, Universiti Teknologi MARA Cawangan Sarawak for successfully organizing the exhibiton with the theme ODYSSEY. Teamwork among lecturers and students was really give positive impact to the faculty and also it raises the faculty name a step forward. Through this exhibiition, it indirectly gives a deeper understanding of what they have learned throughout the semester more effectively and practically.

The artworks produced by the final year students from the Graphic & Digital Media Department and Fine Art Department are vesy interesting and impressive. Their work has the potential to advance even higher and can be inspired by other artist. In addition, it can be the drive-force for the younger generation out there who are still in the early stage of study to develop their creativity.

Hence, a million of my appreciation to the lecturers and instructor at faculty of Art & Design in Universiti Teknologi MARA Cawangan Sarawak who have been worked hard to achieve this. Hopefully, the shed will bring graduates with first-class and intuitive minds in the future.



**JOSTIEN PIERO ANAK MAGGAI**  
PROJECT LEADER



PROJECT LEADER'S

# FOREWORD

First and foremost, highest of praise and gratitude to God Almighty for His Blessings and grace upon us throughout our diploma journey. I, Jostien Piero Anak Maggai, project leader for REQASENI XV and student representative for all Fine Art students would like to take this opportunity to express our sincere gratitude towards UiTM Sarawak Branch for blessing us with the opportunity to gain not only knowledge but also the gift of life experience. To our lecturers whom we adore and admire, thank you for your wisdom and encouragement for without their kindness, direction and proper guidance, we would not have been able to complete this amazing journey of ours. I would also like to thank all my course mates, who have worked so very hard for this event. I really cannot thank everybody enough for their contribution.

Introducing, REQASENI XV is an event which is meant to showcase the artworks and design made by the students from the Faculty of Art and Design. The groups that will be showcasing their artwork includes group Fine Art and Graphic Design. As a Fine Art student representative, here are some facts about us : The artworks from group Fine Art that will be showcased are more based on self reflection. As Fine Art students, the experience and knowledge we have gained throughout the years especially during this pandemic were so eye opening and inspirational. We faced a lot of difficulties studying and completing this Diploma in the midst of a Global Pandemic and just like every other student, we thought we would not be able to get to where we are now but here we all are in our final semester and one step closer to graduating.

"ODYSSEY" is the identity that we've created for our REQASENI XV event with a "futuristic" art direction approach and with its original graphic language. The reason why we picked "ODYSSEY" was because we can relate to the meaning behind it which is, "A never ending journey". A never ending journey to gain new and more knowledge about art as we venture more through an unknown yet thrilling path to create or even invent newer forms of art in the future even if we may face tremendous trials and errors and even face the global pandemic. Regardless of all the obstacles thrown our way, we still managed to fulfill our duty through the use of technology which not only connect us all but also drives us towards the future.

Last but not least, I hope, even after this exhibition end, Fine Art students will still producing nobel artwork that is more inspiring in the future. Let us hope that this pandemic will end soon so everyone can go back to their daily life.



# INTRODUCTION

REQASENI XV is an event that is meant to showcase the artworks and designs made by the students from the Faculty of Art and Design. The groups that are showcasing their artworks are from Graphic Design and Fine Art. The work of Graphic Design students are more towards rebranding, redesigning existing designs, and also creating new designs for companies, businesses, and events by utilising the use of technology. As for Fine Art students, the artworks are more on contemporary arts and studying the media dimensions as the main consideration in producing artwork.


"ODYSSEY" is the identity we have created for our REQASENI XV event with a "FUTURISTIC" art direction approach. "ODYSSEY" means "A Never-Ending Journey". It's a lifelong journey in gaining knowledge as we venture through the unknown yet thrilling path in discovering newer forms of arts in the future despite the trials and errors whilst battling a global pandemic. Regardless of the obstacles we faced, we still managed to fulfill our duty through the use of technology that helps us connect and drives us towards the future.

We are also exploring and utilising the potential use of social media as a platform to create an online Art Exhibition to compromise with the situation we are currently facing. We aim to set an example for any future events that will be doing something similar. The future is not only on technology but also a way of thinking about what we are capable of, what we can achieve, and what we can offer.

A total of 66 students (42 students of Diploma in Graphic Design & Digital Media and 24 students of Diploma in Fine Arts) from the Faculty of Art & Design are involved in this exhibition which has reached its 15th edition. Among the artworks that we will be showcasing are Illustration Design, Multimedia Design, Corporate Design, and Advertising Design. For Diploma in Fine Art, the visitors can witness the production work which includes Paintings, Print Making, Sculptures, and Drawings from the selected themes and subject matters.

"ODYSSEY" creates an exclusive and different experience. With the new identity, REQASENI XV is ready to give a whole new experience to the world they have never seen.

In conclusion, this exhibition is a platform that showcases the skill and ability of students to identify, specify, analyse and ultimately solve the problem through the high quality of designs and artworks.






LECTURERS






**FINE ART  
DEPARTMENT**

**DATIN HALINA AMIN**



**CHRISNA PINDAH**



**MOHD RAZIF MOHD RATHI**





ZAIDI WASLI



FLORENCE EJOT MASANAT



BRENDAN JOHNNY



WAN JULIANA EMEIH WAHED  
LIBERAL STUDIES DEPARTMENT





**GRAPHIC DESIGN & DIGITAL MEDIA  
DEPARTMENT**



**DR MUHAMMAD FAUZAN ABU BAKAR**




**SAFRINA MUHAMMAD AZMI**



**NORAZIAH MOHD RAZALI**





CLEMENT JIMEL



MADELEINE PERREAU



DR VALERIE MICHAEL





FINE ART





# ODYSSEY


## SELF-REFLECTION OUTLOOK

'Self-Reflection' as a theme in studio based Medium Experimentation

In the context of fine art diploma learning process, the syllabus of each courses and ideas of art making have been well planned. In early of the semester, a timeline is given to students as a guideline for them to accomplish their artwork in stipulating time. In this timeline covered each major course, such as drawing, painting, printmaking, and sculpture. In each stage of the art production process is refined through guidance from the lecturers.

Initially, the students start with a theme selection and its 'self- reflection'. The choice of this theme reflects a broad presentation, such as likeness, expression, thinking, feeling, belief, mood, and impression. After the idea is approved, students will collect a visual data, then proceed to make analytical drawings. Thereafter, the students will do a compositional drawing, final sketches, or mock-up and finally in the masterpieces' art making. These processes bring difficulties and challenges to them due to some limitation such as, space, material sources, and tools, because the entire lecture was conducted through ODL (Open Distance Learning). Hence, students must choose the alternative and creative way either, photo shooting or video recording for presentation of their final artwork.

In this Mac 2021, the diploma show artwork represents 24 fine art students on self-reflection artworks to present their final artwork in the form of drawing, painting, printmaking, and sculpture artwork. This exhibition going to be a celebration of the students' great efforts and will be held on the digital platform due to this recent situation of pandemic era



**CHRISNA PINDAH**  
SENIOR LECTURER





HOTWHEEL

# AMRIZAN

AMRIZAN IZAKWAN BIN BUJANG

*thegreatmijan@gmail.com*

The design of the hot wheels inspired me to produce artworks which consist of drawing, painting, printmaking and sculpture. My artwork represented my childhood memories, where I would collect hot wheels and other toy cars. I would often base my artwork on some elements and principles which included repetition, size and various shapes. Other than considering both warm and cool colours to embellish my artwork, I also chose the amalgamation of media such as charcoal and soft pastel for my drawing.



## “DREAM CAR”

SOFT PASTEL AND CHARCOAL ON PANEL  
29.6 INCHES (LENGTH) X 13.6 INCHES (HEIGHT)


# Q PAINTING



## “MISSION”

ACRYLIC ON CANVAS

23.4 INCHES (LENGTH) X 16.5 INCHES (HEIGHT)



## “HOTWHEEL MISSION”

ACRYLIC ON CANVAS

16.5 INCHES (LENGTH) X 23.4 INCHES (HEIGHT)



# PRINTMAKING



## "GTR34"

POSTER COLOUR ON PAPER. STENCILS TECHNIQUE  
8.5 INCHES (LENGTH) X 11.7 INCHES (HEIGHT)





## “EUPHORIA”

TOYS CAR AND ALUMINIUM

30.2 INCHES (LENGTH) X 4 INCHES (WIDTH) X 46 INCHES (HEIGHT)



• CATS AS  
PET



# ANNISA

ANNISA ILLIYYIN BINTI SURIA  
*annisailiyyin29@gmail.com*

I am very fond of cats and I am drawn to the ideas of characteristics and self-interest in caring for cats as pets. Thus, I was inspired to create artworks through the observation on the intriguing side of having cats as pets. I was in favour to apply these elements and principles namely shape, form, space, colour, texture, value, movement, as well as contrast in each artwork.



## “MOLLY AND YEON”

CHARCOAL AND SOFT PASTEL

21.6 INCHES (LENGTH) X 31.1 INCHES (HEIGHT)

# SCULPTURE



## “CATS' COMFORT”

FABRIC, PLYWOOD AND READY MADE OBJECT

18 INCHES (LENGTH) X 20 INCHES (WIDTH) X 66 INCHES (HEIGHT)



CONGKAK



# ELSIE

ELSIE BINTI MAIKOL  
*esiewi1111@gmail.com*

My idea was of a childhood memory related to playing congkak which then inspired me to create artworks comprised of drawing, painting, printmaking and sculpture. I tried to demonstrate my point of view about congkak that implied the reducing interest among people in playing this traditional game. The elements and principles infused in the artworks included repetition, highlight to the form of 3D, warm and cool colour, balance of the form, symmetrical sides of the object.

I used mixed techniques for printmaking artwork which were intaglio and stencil, whereas for my painting, among the materials I used were acrylic, canvas and newspaper. I personally liked materials of nature collected from the environment for my sculpture such as woods, boards, rubber tree seeds and rattan, while the selections for the drawing materials involved colour pencil, oil pastel, artline pen as well as plywood.




## “THE MEMORABLE OF CONGKAK”

NEWSPAPER AND PANEL  
23.4 INCHES (LENGTH) X 16.5 INCHES (HEIGHT)



**“KANO MAMAIN DO CONGKAK”  
( LET'S PLAY CONGKAK )**

MIXED MEDIA ON CANVAS  
21.6 INCHES (LENGTH) X 31.1 INCHES (HEIGHT)



## “MEMORIES OF CONGKAK”

DRYPOINT


16.5 INCHES (LENGTH) X 11.7 INCHES (HEIGHT)





## “PIONUNGAN SINAKAGON” ( KOMPOSISI RUANG KELUARGA BERKUMPUL )

WOOD, RUBBER TREE SEED, RATTAN, WHITE CLOTH, AND ACRYLIC COLOR  
32 INCHES (LENGTH) X 36 INCHES (WIDTH) X 67 INCHES (HEIGHT)



• SAVING  
MONEY

# KRISTY

KRISTY D.UNSIR

*gabimcallister2511@gmail.com*

The inner experience had inspired me to create artworks which consisted of drawing, painting, printmaking and sculpture. The concept of my artworks told a story of my habit that I have routinized ever since I was little, which pertained to saving up money to buy school-related materials. I also inserted the elements and principles of asymmetry in my painting, in addition to focusing on organic and geometrical forms in my drawing.



## “IH MANAMPASI” ( THE SAVING )

CHARCOAL AND ACRYLIC  
33.5 INCHES (LENGTH) X 25.6 INCHES (HEIGHT)

# Q PAINTING



## “KNOWLEDGE UNLOCK”

ACRYLIC ON CANVAS

25.6 INCHES (LENGTH) X 33.5 INCHES (HEIGHT)



## “THE GAME OF WEALTH”

ACRYLIC ON CANVAS


33.5 INCHES (LENGTH) X 25.6 INCHES (HEIGHT)

# Q PAINTING



## “INVEST IN CULTIVATING”

ACRYLIC ON CANVAS  
33.5 INCHES (LENGTH) X 25.6 INCHES (HEIGHT)



## “DE' VENTURE” ( THE VENTURE )

STENCIL, INTAGLIO AND ACRYLIC  
13 INCHES (LENGTH) X 17 INCHES (HEIGHT)



# SCULPTURE




## “FUTURE ACCESS”

CONCRETE, UNWANTED BOOKS AND ACRYLIC PAINT

12.2 INCHES (LENGTH) X 10.2 INCHES (WIDTH) X 20.5 INCHES (HEIGHT)





• MY FATHER IS  
A FARMER


# MAC SHERRYL

MAC SHERRYL INJA ANAK ANDREW

*msinja00@gmail.com*

My idea, "My Father is a Farmer", was exclusively derived from my experience watching my father plant Sarawak Pineapple, an easily cultivated fruit which commonly grows around the house or in an orchard, with minimum fertilization. My artwork was focused on the pineapple outer skin, made up of hexagonal units and cactus-like leaves.

The elements and principles in the artworks were of gradient colour transformation, which was from orange into dark green colour, the texture of the pineapple skin, balance of the form, and repetitive texture of pineapple skin. I used mixed technique for the printmaking artwork which was photo-direct stencil, along with the ready-made materials for my sculpture such as pineapple eyes for casting, and the result stacked on the surface of the pan.



## “PISIT” ( CLOSELY )

CHARCOAL AND SOFT PASTEL ON PAPER  
16 INCHES (LENGTH) X 23 INCHES (HEIGHT)



## “SHARING OF FAMILY FIESTA”

ACRYLIC ON CANVAS  
31 INCHES (LENGTH) X 23 INCHES (HEIGHT)

# PRINTMAKING



## “PINEAPPLE”

POSTER COLOUR ON PAPER  
10 INCHES (LENGTH) X 14 INCHES (HEIGHT)




## "CHURABEDURI" ( THORNY PATTERN )

CANDLE WAX AND OIL PASTEL CASTING ON PLYWOOD.

24 INCHES (LENGTH) X 35 INCHES (WIDTH) X 23 INCHES (HEIGHT)



• GITAR



# SYAMIL

MOHAMAD SYAMIL BIN EDA

*syamileda98@gmail.com*

The string instrumental form of a guitar had inspired me to create artworks which consisted of drawing, painting, printmaking and sculpture. I am very interested in the contemporary art, and my artwork ideas were heavily influenced from the many designs of that era. The classic form of a guitar was the highlight of the elements and principles of my artworks. I applied the ready-made materials for my sculpture such as wood and I used mixed techniques for my printmaking artwork namely intaglio and stencil.



## “OBSESI” ( OBSESSION )

CHARCOAL, PENCIL, AND ACRYLIC ON CANVAS  
24 INCHES (LENGTH) X 35 INCHES (HEIGHT)




# Q PAINTING



## “ALONE”

ACRYLIC ON CANVAS  
19.5 INCHES (LENGTH) X 23.5 INCHES(HEIGHT)



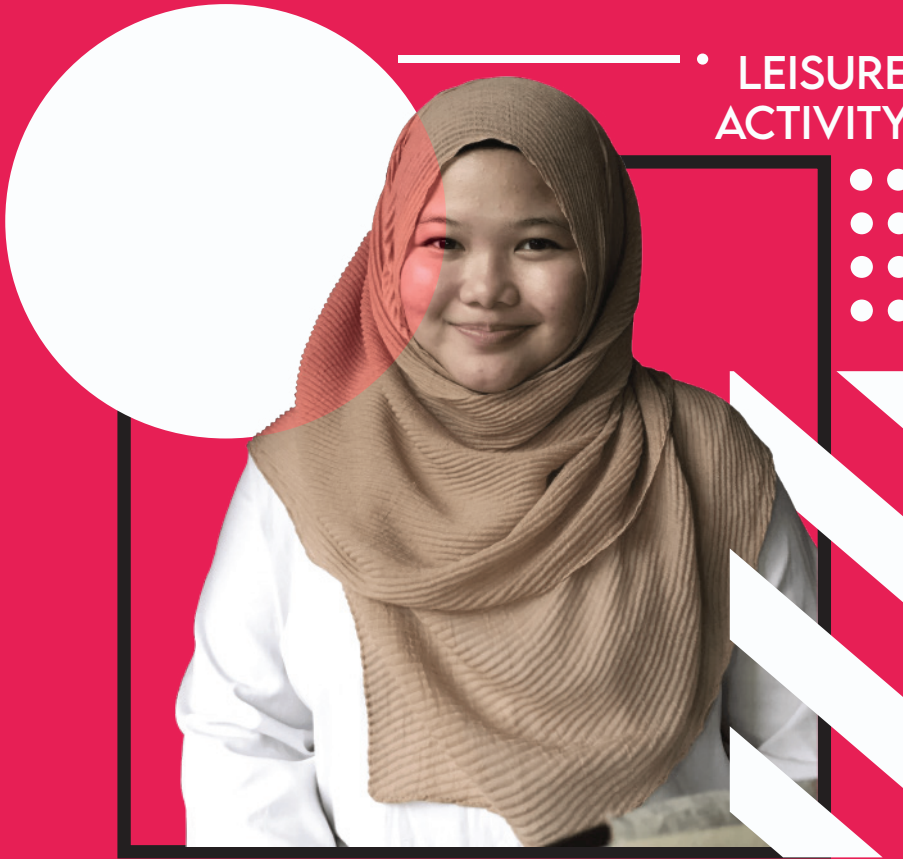


## “ABSENT-MINDED”

RECLAIMED WOOD, GUITAR PARTS, AND PLYWOOD  
36 INCHES (LENGTH) X 27 INCHES (WIDTH) X 49 INCHES (HEIGHT)



LEISURE  
ACTIVITY



# ASHIRA

NUR ASHIRA BINTI AJAB

*ashiraajib@gmail.com*

My idea was procured from family gathering, focusing on leisure activities. In specific, the table-top game of Indian origin, carrom inspired me to create artwork which consisted of drawing, painting, printmaking and sculpture. In other words, the point of view of my artwork angled on the carrom game. Among the elements and principles in the artwork revolved around repetition, highlighting the form of carrom. My artworks had the combination of warm and cool colours, not to mention a symmetrical balance. I utilised ready-made materials for my sculpture such as plywood, wood, and plaster of Paris. Finally, I adopted Intaglio technique for my printmaking.



## “STRIKER”

COLOR PENCIL, MARKER PEN, AND ACRYLIC ON PANEL  
31.1 INCHES (LENGTH) X 21.6 INCHES (HEIGHT)

# Q PAINTING



## “STRIKE TO THE GOAL”

MIXED MEDIA

31.1 INCHES (LENGTH) X 21.6 INCHES (HEIGHT)




## “LEISURE CARROM ACTIVITY”

ENGRAVING INK ON PAPER

11.6 INCHES (LENGTH) X 13.1 INCHES (HEIGHT)

# SCULPTURE




## “STRIKE OF JOY”

RECLAIMED WOOD, MARKER PEN, CARROM COINS AND SPRAY PAINT.  
30 INCHES (LENGTH) X 30 INCHES (WIDTH) X 60 INCHES (HEIGHT)



• BELAGA  
AYAM



# PATRICK

PATRICK ANAK ESAU  
*patrickesau2000@gmail.com*

My idea was about the movement of belaga ayam, of which uniqueness had inspired me to create artworks consisting of drawing, printmaking and sculpture. My point of view in my artworks centred on the scene of roosters fighting. The elements and principles in the artwork concerned the movement, the highlighted form of rooster during the fight, texture, line and value, systematics of the rooster chicken. I made use of existing materials for my sculpture such as aluminium, plastic bottle, polystyrene, iron, cement and wire. I employed the intaglio technique for the printmaking artwork, meanwhile, for drawing, I chose charcoal pencil for material and plywood for media.



## “STRIKER”

CHARCOAL ON PANEL  
33.1 INCHES (LENGTH) X 23.4 INCHES (HEIGHT)





## “MANOK SABONG” ( FIGHTING ROOSTER )

INK ON PAPER  
12 INCHES (LENGTH) X 9 INCHES (WIDTH)

# Q SCULPTURE



## “MANOK BIRING”

RECYCLE ALUMINIUM CAN, RECYCLE PLASTIC BOTTLE, CONCRETE, WOOD, POLYSTRING COLORED FACED.

20 INCHES (LENGTH) X 20 INCHES (WIDTH) X 42 INCHES (HEIGHT)



• OVERSIZED  
CLOTHES



# SHARIFAH

SHARIFAH NUR MAISARAH BINTI WAN ASWANDI  
*sharifahmaisarah2102@gmail.com*

My idea was inspired from my own confidence in donning plus-size outfits. My artwork explained my point of view of the different sizes of clothes. The elements and principles in the artworks were based on texture, space form, balance of the form, contrast as well as value of the artworks.



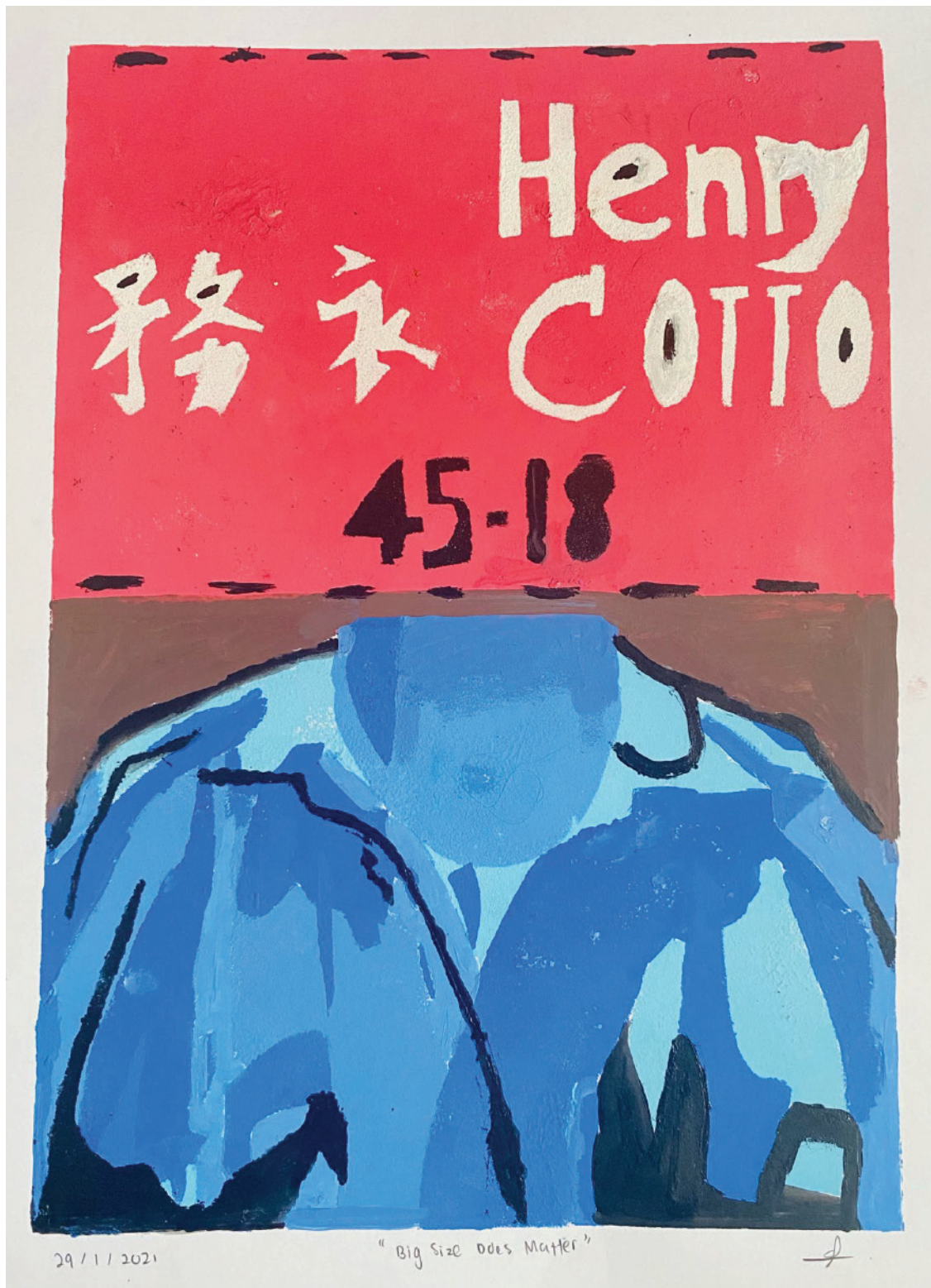
## “MY SIZE”

CHARCOAL, GRAPHITE ON PAPER  
23.4 INCHES (LENGTH) X 23.25 INCHES (HEIGHT)



## “DOUBLE XL”


ACRYLIC PAINT ON CANVAS  
46.8 INCHES (LENGTH) X 33.1 INCHES (HEIGHT)



## “BIG SIZE DOES MATTER”

DIRECT STENCIL

8.3 INCHES (LENGTH) X 11.7 INCHES (HEIGHT)




## “PRIDE”

WIRE MESH , FINE CABLE AND SPRAY PAINT  
24 INCHES ( LENGTH) X 12 INCHES ( WIDTH) X 27 INCHES ( HEIGHT)



• SOUVENIR  
COLLECTION



# WAN DAMIA

WAN DAMIA BINTI WAN JAMARUL IMRAN

*wdamia2000@gmail.com*

My idea originated from the experience of traveling with my family. The experience then inspired me to create artworks which comprised of drawing, painting, printmaking and sculpture. I conceptualised my artwork according to the notion of preserving memories through the act of collecting souvenirs. The elements and principles infused in the artworks were warm and cool colours, value, the form of key chains and asymmetrical division between two images. I used mixed techniques for drawing artwork, specifically charcoal and soft pastel.





## “MEMENTO”

CHARCOAL AND SOFT PASTEL ON KRAFT PAPER  
23.4 INCHES (LENGTH) X 16.5 INCHES (HEIGHT)



## MEMORY OF '08

ACRYLIC ON CANVAS  
31.5 INCHES (LENGHT) X 39.4 INCHES (HEIGHT)



**“J'AIME MA COLLECTION”  
( I LIKE MY COLLECTION )**

ACRYLIC ON CANVAS



39.4 INCHES (LENGHT) X 31.5 INCHES (HEIGHT)

# PRINTMAKING



## “MÉMOIRE” ( MEMORY )

SCREEN PRINTING  
8 INCHES (LENGTH) X 10 INCHES (HEIGHT)



## “LE SOUVENIR” ( MEMORY )

ACRYLIC PERSPEX, WOODEN PLANK, MILD STEEL ROD, EPOXY RESIN  
24 INCHES (LENGTH) X 24 INCHES (WIDTH) X 8.3 INCHES (HEIGHT)



• KNITTING  
TECHNIQUE



# ZALIKHA

ZALIKHA OSMAN

*zalikafitri098@gmail.com*

The design of knitting techniques had encouraged me to create works of art consisting of drawing, painting, printmaking and sculpture. The concept of my artworks was significantly associated with the famous post impression paintings, the predominantly French art movement. The elements and principles in the artworks highlighted the form of knitting technique where a ball of yarn is manipulated using a needle to create a fabric. I applied ready-made materials for my sculpture such as wood and yarn. I used mixed techniques for the printmaking artwork which were intaglio and stencil.



**“MENGA'ET”  
( KNITTING )**

SOFT PASTEL AND CHARCOAL ON CANVAS  
16.5 INCHES (LENGTH) X 23.4 INCHES (HEIGHT)

# Q PAINTING



## “BEAUTY OF KNITTING”

ACRYLIC ON CANVAS  
21.6 INCHES (LENGTH) X 31.1 INCHES (HEIGHT)






## KNITTING STYLE

STENCIL AND DRYPOINT ON PAPER  
16.5 INCHES (LENGTH) X 11.7 INCHES (HEIGHT)

# Q SCULPTURE



## “THE KNIT”

COLORFUL COTTON YARN AND WOOD PANEL  
27.6 INCHES (LENGTH) X 2 INCHES (WIDTH) X 27.6 INCHES (HEIGHT)



• FREE TIME  
ACTIVITIES



# DG NORPATIN

DG NORPATIN NAZUAH BINTI AWANG AZMEE

*dgnorzx@gmail.com*

My idea is about the excitement of fishing. The concept of my artworks is the colours combination of the fish and the fishing equipment. The colours that I have applied in the artwork are highlighting warm and cool colours. I applied ready-made material for sculpture such as wood, glass and metal rod. Besides, I use a mixed technique for the printmaking artwork which are intaglio and stencil



**“OLEH NGAIL”  
( THE CATCH )**



CHARCOAL ON PANEL  
46.8 INCHES (LENGHT) X 33.1 INCHES (HEIGHT)



## “ENJOY!!”

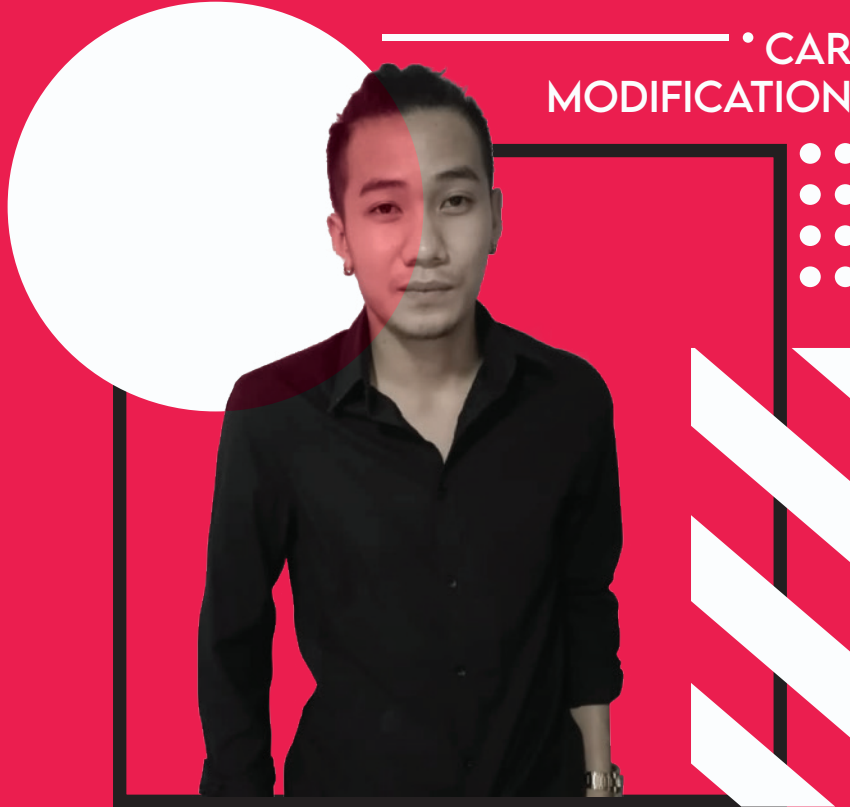
ACRYLIC ON CANVAS  
33 INCHES ( LENGTH) X 46.8 INCHES (HEIGHT)

# Q SCULPTURE



## “PURSUIT OF HAPPINESS”

PLASTIC STOOL, RECLAIMED WOOD, MILD STEEL ROD, LED LIGHT,  
FISHING ROD, AND ACRYLIC PAINT  
13 INCHES (LENGTH) X 13 INCHES (WIDTH) X 76 INCHES (HEIGHT)




• CAR  
MODIFICATION

# EDDELEAS

EDDELEAS AK KASIEM

*eyydd6@gmail.com*

Car modification is the concept of my artwork which mean that I applied the combination of car parts and car accessories. The element in the artwork were highlighted to the form of the car engine and other important equipment for car racing



## “MAGMA 12VALVE”

CHARCOAL, SOFT PASTEL, COLOUR PENCIL ON PANEL  
23.4 INCHES (LENGTH) X 33.1 INCHES (HEIGHT)






## “MODIFIED”

ACRYLIC ON CANVAS  
23.4 INCHES (LENGTH) X 33.1 INCHES (HEIGHT)



• FLOWER  
BOUQUET



# FIQRIYAH

FIQRIYAH NABILAH BINTI AHMAD JAIS

*fiqriyahnabilah12@gmail.com*

The beauty of flowers bouquet had motivated me to produce artworks about flowers. My artwork applied the element of flowers repetition, warm and cool colour. Wood and plastic spoon was the main material to make the sculpture. In printmaking, I used mixed techniques which are linocut and stencil



## “FLORAL ARRANGEMENT”

CHARCOAL AND ACRYLIC ON PANEL  
33.1 INCHES (LENGTH) X 23.4 INCHES (HEIGHT)

# PAINTING



## “READY TO BLOSSOM”

ACRYLIC ON CANVAS  
23.4 INCHES (LENGTH) X 33.1 INCHES (HEIGHT)



## “FLOWER IN A GLASS”

LINOCUT AND STENSIL

11.7 INCHES (LENGTH) X 13.1 INCHES (HEIGHT)

# SCULPTURE



## “ARRANGING”

SCRAP WOOD, STYROFOAM BALL, PLASTIC SPOON, AND ACRYLIC PAINT  
30 INCHES (LENGTH) X 20.5 INCHES (WIDTH) X 48 INCHES (HEIGHT)




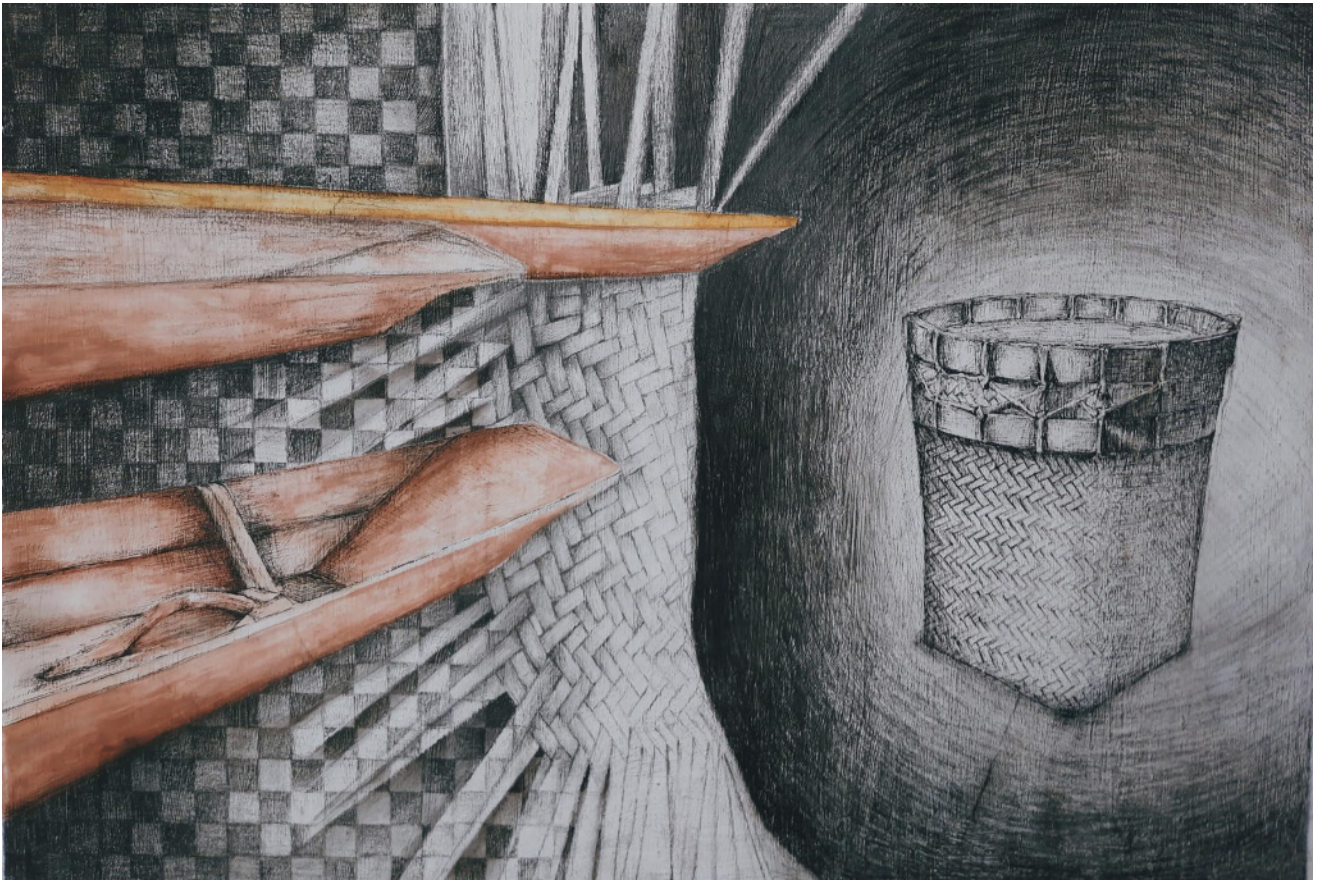
JOURNEY



# JOSTIEN

JOSTIEN PIERO ANAK MANGGAI  
*jostienpiero98@gmail.com*

The idea of bamboo weaving had inspired me to create artworks that consist of painting, printmaking, sculpture and drawing technique. The concept of my artworks is inspired by the technique of weaving bamboo and reflected my life's journey. I work with the bamboo weaving technique into my sculpture. The intaglio technique was applied in my printmaking artwork.



## “NYINGKANG MANSANG” (ACHIEVE GOALS)

CHARCOAL, PEN ON PANEL AND WATERCOLOUR  
23.4 INCHES (LENGTH) X 16.5 INCHES (HEIGHT)





**“SADA ATIKU”  
( EXPRESSION )**

ACRYLIC ON CANVAS


16.5 INCHES (LENGTH) X 23.4 INCHES (HEIGHT)

# Q PAINTING



## “TAMPAK” ( BRIGHT )

ACRYLIC ON CANVAS  
33 INCHES (LENGTH) X 11.7 INCHES (HEIGHT)






## “PEJALAI AKU” ( MY JOURNEY )

DRYPOINT  
8.3 INCHES (LENGTH) X 11.7 INCHES (HEIGHT)



# SCULPTURE




## “ANDAUPENGUJI” ( JOURNEY OF HARDSHIP )

BAMBOO AND RATTAN

52 INCHES (LENGTH) X 16.5 INCHES (WIDTH) X 52 INCHES (HEIGHT)



• SET  
MAKEUP




# LAILATUL

LAILATUL AZILA BINTI MOHD KHIR

*lailatulazila19@gmail.com*

The beauty of makeup is the concept of my artwork which is reflecting my self-confident. The elements consisted of my artworks are highlighting to the form of Makeup set, warm and cool colour and space. I used unwanted materials for my sculpture such as wood, makeup items, button and plywood. I used the stencil technique in my printmaking.



## “MAKE-UP”

OIL PASTEL, CHARCOAL AND PENCIL COLOUR ON PANEL  
16.5 INCHES (LENGTH) X 23.4 INCHES (HEIGHT)




## “BEAUTIFUL”

ACRYLIC ON CANVAS

46.8 INCHES (LENGTH) X 33.1 INCHES (HEIGHT)

# Q SCULPTURE



## “THE PINK CABINET”

RECYCLE WOOD, UNWANTED COSMETIC ACCESSORIES, VARIOUS TYPE OF HOUSEHOLD, SHIRTS BUTTON, PLASTIC BASKET DECORATION, PLASTIC SPOON, AND FLUORESCENT PEN.

16.8 INCHES (LENGTH) X 12.7 INCHES (WIDTH) X 30.8 INCHES (HEIGHT)






GUNPLA



# FARIS



MUHD FARIS BIN MOHD MADHI  
*cyrogyroo@gmail.com*

Wasted material from the “Gundam” model kit had inspired me to create the artworks that consisting of drawing, sculpture and painting. The concept of my artworks is from the futurism movement and transfer it to the “Gundam” model



## “MS-06S”

PEN AND COLOR PENCIL ON PANEL  
24.3 INCHES (LENGTH) X 33.1 INCHES (HEIGHT)



## “THE RISE OF RED COMET”

LEFTOVER GUNDAM RUNNERS

98 INCHES (LENGTH) X 13 INCHES (WIDTH) X 25 INCHES (HEIGHT)



• BETTA  
FISH




# RUSSAINIAZAHAN

MUHAMMAD RUSSAINIAZAHAN BIN  
MUHAMMAD RUSLAN SAIN

*Azahanikwan77@gmail.com*

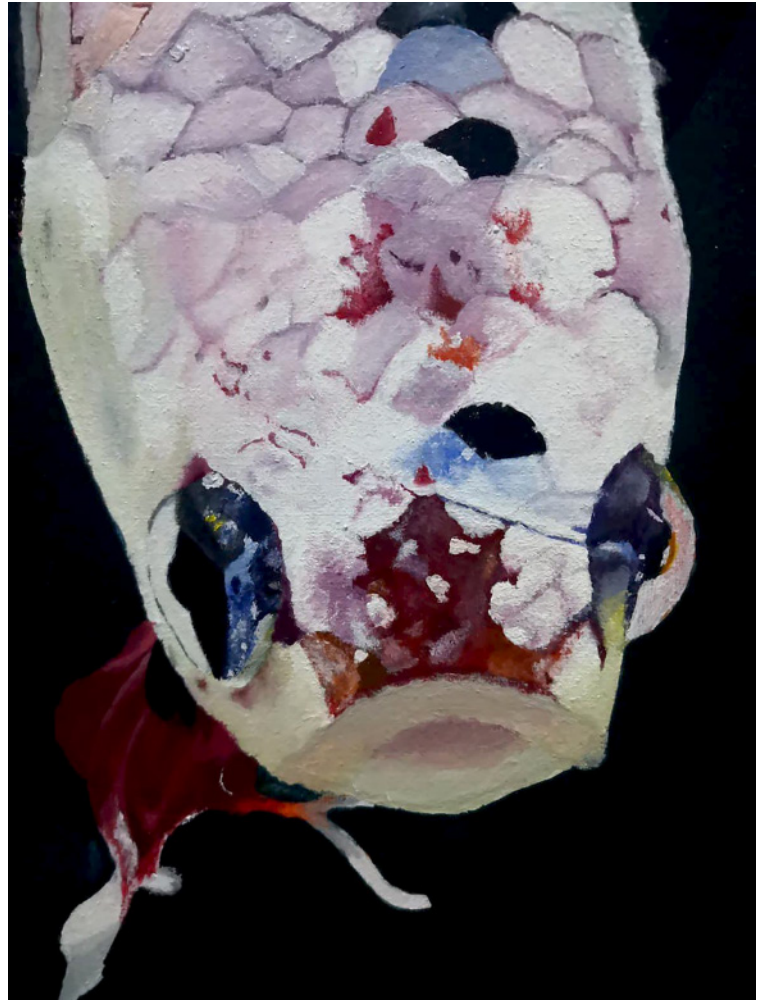
My idea is about the uniqueness of Betta Fish and these artworks were focusing on the pattern and colour of Betta Fish. The artworks specifically highlighted the beauty of Betta fish, thus the use of warm and cool colours. The sculpture was applied ready-made materials such as frame, milk can and PVC pipe. The technique for producing printmaking were intaglio and stencil



**“LAGA”  
( BETTA FISH )**

CHARCOAL ON PANEL  
42 INCHES (LENGTH) X 18 INCHES (HEIGHT)

# Q PAINTING



## “MARBLE ON EMERALD”

ACRYLIC ON CANVAS  
23 INCHES (LENGTH) X 31 INCHES (HEIGHT)



## — • CHARACTERISTICS OF JUTE ROPE




# AL HAKIM

MUHAMMAD AL HAKIM BIN IEZARA

*alhakim014@gmail.com*

In my artworks, I would like to relate my life with jute rope. It is because of the characteristics of jute rope which relates to my inner strength and life. The element and principle in the artwork are highlighting the form and details of jute rope and myself, and I used warm and cold colours as part of my artworks. In term of material, I used industrial material for my sculpture such as aluminium pipes. I used mixed media techniques for drawing and intaglio technique for printmaking; Glazing and Alla Prima technique are used for painting.

# DRAWING



## “JIVA” ( SOUL )

COFFEE, SOFT PASTEL AND CHARCOAL ON PANEL  
23.5 INCHES (LENGTH ) X 23.5 INCHES (HEIGHT)





**“AKU & JIVA”  
( ME & MY SOUL )**



ACRYLIC ON CANVAS  
47 INCHES (LENGTH) X 17.4 INCHES (HEIGHT)

# PRINTMAKING



## “DISSOLVE”

LINO INK, PLAT, DRAWING PAPER  
15 INCHES (LENGTH) X 11 INCHES (HEIGHT)




## “IKAT” ( TIE )

ALUMINUM TUBE, COLORED JUTE ROPE, CONCRETE AND STAINLESS STEEL BOWL  
24 INCHES (LENGTH) X 12 INCHES (WIDTH) X 69 INCHES (HEIGHT)



BATIK



# NUR AZRA

NUR AZRA NABIELA BINTI MURNI

*nurazrana10@gmail.com*

My observation toward “Sarong Batik” had inspired me to produce my artworks. My artworks were focusing on the form of batik motifs, warm and cold colours, and repetition of floral patterns from the batik motifs. In printmaking, the techniques that I had applied are linocut and drypoint technique: in painting, I applied oil paint meanwhile, unwanted “Sarong Batik” are used for fabricating the sculpture.



**“KASEH BATIK”  
( BATIK LOVES )**

CHARCOAL ON PAPER  
23.4 INCHES (LENGTH) X 16.4 INCHES (HEIGHT)



## “THE BATIK”


MIXED MEDIA ON CANVAS  
33.1 INCHES (LENGTH) X 46.8 INCHES (HEIGHT)



## “BATIK LEPAS” ( LOOSE BATIK )

LINOCUT  
11.3 INCHES (LENGTH) X 16.1 INCHES (HEIGHT)

# SCULPTURE




## “LEGACY”

UNWANTED SARONG BATIK, PHOTO FRAME, ACRYLIC SHEET, LED LIGHT,  
SCOOPING BASKET, AND SPRING COT  
48 INCHES (LENGTH) X 12.2 INCHES (WIDTH) X 72 INCHES (HEIGHT)





· CHESS



# NURUL ANIS




NURUL ANIS BINTI KAMSHOL  
*aniskamshol@gmail.com*

When it comes to clean the house, my 3 three siblings would always quarrel. So, my mother had to make a contest to determine who would tidy the house. This fun memory had inspired me to produce my artworks.



## “FUN TIME WITH SIBLINGS”

CHARCOAL AND SOFT PASTEL ON PANEL  
48 INCHES (LENGTH) X 36.2 INCHES (HEIGHT)



## “TROPHY FOR THE LOSER”

PVC PIPES, BROOM, PUZZLE MATS, CONCRETE AND ACRYLIC COLOUR  
39.6 INCHES (LENGTH) X 13.2 INCHES (WIDTH) X 58.8 INCHES (HEIGHT)



• KNITTING  
YARNS




# NATASYA

NUR TASYMIN NATASYA BINTI CHE MANSOR

*natasyamansor1906@gmail.com*

My artwork is about my childhood memories with my mother. The principle in the artworks were repetition, highlighting the form of knitted flower and knitting yarn. I used the knitting technique for my sculpture. I used mixed media for my drawing which is soft pastel, charcoal on paper. Meanwhile for the painting, I used acrylic colours to colour the subject and used etching technique for printmaking.



## “YARNS OF LIFE”

SOFT PASTEL, CHARCOAL ON PAPER  
23.4 INCHES (LENGTH) X 16.5 INCHES (HEIGHT)

# Q PAINTING



## “THE YARNS OF LOVE”

ACRYLIC ON CANVAS

23.4 INCHES (LENGTH) X 16.5 INCHES (HEIGHT)



## “KNITTING YARN”

DRYPOINT

11.7 INCHES (LENGTH) X 8.3 INCHES (HEIGHT)



# SCULPTURE




## “GARDEN OF INSPIRATION”

COLOURFUL COTTON YARN

24 INCHES (LENGTH) X 10 INCHES (WIDTH) X 24 INCHES (HEIGHT)





• LOTUS  
ORIGAMI

# RHMAHTUL

RHMAHTULHAYATI BINTI WAHAB

*rhmahtulhayati@gmail.com*

My childhood memory had inspired me to produce the artworks about the characteristic of lotus origami. The element in the art that I applied is the form of the origami and warm colours, meanwhile the principle in art in these artworks such as repetition, balances and systematical of the origami's form. In sculpture, I used welding technique to form the frame's structure so that it could hold the origami papers. In term of drawing, I applied mixed media such as charcoal and soft pastel. In Printmaking, I applied the stencil technique to produce my artwork. I used oil paint to paint my painting



# DRAWING



## “CHILDHOOD'S LOTUS”

SOFT PASTEL, CHARCOAL ON PAPER  
23.4 INCHES (LENGTH) X 33.1 INCHES (HEIGHT)



## MEMORABLE LOTUS

ACRYLIC ON CANVAS  
33.1 INCHES (LENGTH) X 46.8 INCHES (HEIGHT)



# PRINTMAKING





## “CHILDHOOD'S LOTUS”

STENCIL

11.7 INCHES (LENGTH) X 16.5 INCHES (HEIGHT)

# SCULPTURE



## “LOVE”

MILD STEEL ROD AND ORIGAMI PAPER  
36 INCHES (LENGTH) X 7 INCHES (WIDTH) X 36 INCHES (HEIGHT)



SKATER



# NAJIHAH

SITI NAJIHAH MAISARAH BINTI BEDDU

*najihahmaisarah13@gmail.com*

Since playing skateboard has become my hobby, so I decided to produce my artworks about a girl who can play skateboard. In my artwork, the artworks have reflected myself where a girl wearing heels playing skateboard.



## “SKATER”

CHARCOAL PENCIL AND OIL PASTEL ON PAPER  
23.4 INCHES (LENGTH) X 16.5 INCHES (HEIGHT)

# Q PAINTING



## “SKATE GIRL”

ACRYLIC ON CANVAS  
33.1 INCHES (LENGTH) X 46.8 INCHES (HEIGHT)





## SKATER

STENCIL  
16.5 INCHES (LENGTH) X 11.7 INCHES (HEIGHT)

# SCULPTURE



## “IDENTITY”

PLYWOOD, UNWANTED SKATEBOARD DECKS, SKATEBOARD WHEEL, PRINTED STICKER, PHOTO FRAME, AND ACRYLIC COLOR.  
40 INCHES (LENGTH) X 7 INCHES (WIDTH) X 79.4 INCHES (HEIGHT)



# ODYSSEY COMMITTEE

**PATRON** The Honourable,  
Professor Dato Dr Jamil bin Haji Hamali  
Rector Of UiTM Sarawak Campus

**ADVISOR** Sr Dr Ahmad Faiz bin Abdul Rashid  
Head Centre of Study  
Faculty of Art & Design, Architecture Planning & Surveying  
UiTM Sarawak Campus

**PROJECT LEADER** Jostein Peiro Anak Manggai  
Diploma in Art & Design (Fine Arts)

**DEPUTY PROJECT LEADER** Nur Ashira binti Ajab  
Diploma in Art & Design (Fine Arts)

**PROJECT SECRETARIES** Kristy D.Unsir  
Diploma in Art & Design (Fine Arts)  
Nur Tasymin Natasya binti Che Mansor  
Diploma in Art & Design (Fine Arts)

**PROJECT TREASURER** Wan Damia binti Wan Jamarul Imran  
Diploma in Art & Design (Fine Arts)  
Rhmahtulhayati Binti Wahab  
Diploma in Art & Design (Fine Arts)

**E-CATALOGUE DESIGNER** Muhd Aslan bin Jemmaing  
Nur Zhafri Syakirin bin Sarifuddin  
Syahierra binti Suzali  
Nor Azarinah binti Ab Garib  
Siti Nur Rafiqah binti Ahmad  
Awang Syaizatul Eizlan bin Awang Zaitip



<b>SOCIAL MEDIA</b>	Siti Najihah Maisarah binti Beddu Amrizan Izakwan bin Bujang
<b>DAILY DESIGN</b>	Nurul Anis binti Kamshol Dg Norpatin Nazuah binti Awang Azmee Muhd Faris bin Mohd Madhi
<b>ARTSTEP</b>	Aliahanni Maisarah binti Madzalan Nurul Shaezzah binti Daud Nurul Hafidzah binti Hossen Muzammil Irfan bin Ismadi Awang Syaizatul Eizlan bin Awang Zaitip Muhd Ilmam Bin Mohd Zaidil
<b>POSTER DESIGNER</b>	Awang Nur Izzat bin Awang Rohan Hirzee Hilman bin Dolhadi
<b>GIMMICK</b>	Mac Sherryl Inja Anak Andrew Muhammad Al Hakim bin lezara Nur Azra Nabiela binti Murni
<b>PROTOCOL</b>	Jostein Peiro Anak Manggai Mac Sherryl Inja Anak Andrew Kristy D.Unsir Lailatul Azila binti Mohd Khir Rhmahtulhayati Binti Wahab
<b>DOCUMENTARY</b>	Muhammad Al Hakim bin lezara Muhd Faris bin Mohd Madhi Wan Damia binti Wan Jamarul Imran



**ART TALK**

Nur Tasymin Natasya binti Che Mansor  
Zalikha binti Osman

**SPONSORSHIP**

Nur Hamizah binti Ahmad  
Nuryasyqin binti Abdillah  
Siti Norziah binti Peni



# REQASENI XV

FINAL YEAR STUDENT OF ART & DESIGN  
FACULTY OF ART & DESIGN UITM CAWANGAN SARAWAK

e ISBN 978-967-0828-46-6

