

FINAL YEAR PROJECT REPORT  
DIPLOMA IN MECHANICAL ENGINEERING  
SCHOOL OF ENGINEERING  
MARA INSTITUTE OF TECHNOLOGY  
SHAH ALAM

THE EXPERIENCE OF MAS IN THE  
OPERATION AND MAINTENANCE OF  
AERO-GAS TURBINE ENGINES.

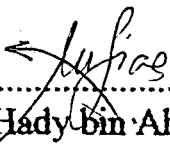
BY  
AZIRUL FAHMIE SOID  
MOHD SAIFUL HADY AHAMAD  
MAY 96

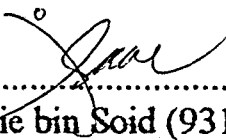
DEPARTMENT OF MECHANICAL ENGINEERING

MARA INSTITUTE OF TECHNOLOGY

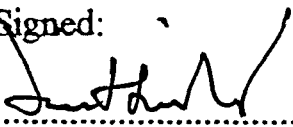
SHAH ALAM

A final year project report submitted to the Department and Examination Board of Mara Institute of Technology in partial fulfillment of the requirement for the  
DIPLOMA IN MECHANICAL ENGINEERING

Signed:   
Mohamed Saiful Hady bin Ahamad (92885257)

Signed:   
Azirul Fahmie bin Soid (93110052)

Approved by:

Signed:   
En Zainuddin Mohamad  
Project Advisor  
Dept. of Mechanical Engineering  
ITM Shah Alam  
Date : 5 / 6 / 1996

Signed: \_\_\_\_\_  
En Azlan Mat Isa  
Course Tutor  
Department of Mechanical  
Engineering ITM Shah Alam  
Date : / / 1996

## INTRODUCTION

This project was carried out to research the experience of MAS in operation and maintenance of aero gas turbine engine. There are many departments in MAS. But most of the departments is out of our scope of work. Due to this we have made a decision to study on one department. This department is at AERO which stands for Aircraft Engines Repair Operation. This is where all the major and minor operations and maintenance of aero gas turbine engines takes place.

From the title of this project we can see that the main objective which is how the aero gas turbine engine is maintained , when the maintenance should be carried out and how the operation of maintenance of aero gas turbine engines takes place in MAS ( the distribution of work in AERO, who is doing what ). This project is regarding of both the maintenance and operation in AERO. We have combined both of this in order to reach our main objective. We have made three phases in order to understand this project easier. In this project, we have inserted quite a number of pictures. Since this is one of the only way that we could share the experience of MAS ( AERO ) in maintenance and operation of aerogas turbine engine.

Although no attempt is made to describe the equipment and procedures to maintain in detail, several excellent references are presented to aid the reader seeking this type of information.

Hope fully this report will be of valuable information to those who has interest in this field.

Insya Allah.

## ACKNOWLEDGEMENT

Praise be upon Allah the most Merciful for His Kindness has given us the strength to complete the final project. We would like to this golden opportunity to express our sincere and warmest gratitude to the following individuals for their sincere help in helping completing our project:

1. En. Hawari - Quality assurance manager
2. Nasoha Abd. Aziz - Training engineer

A very special thank you for En. Zainuddin Mohamad as our advisor who has been kind enough to give advice and assistance during the preparation of the project.

Also not forgetting, to staff of thermodynamics lab, mechanical engineering department, especially to Ir Mohd. Shif who has assisted us in this research. Last but not least, to our friends who have given encouragement through word of advice, shall always be remembered.

To All- Thank You

**TABLE OF CONTENTS****PAGES**

ABSTRACT	i
ACKNOWLEDGEMENTS	ii
TABLE OF CONTENTS	iii
INTRODUCTION TO AERO	iv
<b>CHAPTER 1</b>	
1.0 GENERAL INTRODUCTION	
1.1 Engine Overhaul Process	
1.2 Maintenance Concept	
1.3 Managing Engine Removals	
1.4 Familiarity With Engine Operating Conditions	
1.5 Fatigue	
1.6 Creep	
1.7 Bogus Parts	
<b>CHAPTER 2</b>	
2.0 OVERHAUL PROCESS CONTROLL	
2.1 Introduction	
2.2 Maintenance Levels	
<b>CHAPTER 3</b>	
3.0 SHOP DEFINITION AND DESIGN CONSIDERATIONS	
3.1 Material Handling And Warehousing	
3.2 Heavy Maintenance	
3.3 Parts Repair	
3.4 Support Organisations	
<b>CHAPTER 4</b>	
4.0 MODULAR MAINTENANCE	
4.1 Shop Maintenance	
4.2 Cold Section and Hot section Inspections and Repairs	
4.3 Parts Inspection	
4.4 Bearing Installation	
4.5 Parts Cleaning	
4.6 Parts Conditioning	