

# Built Environment Journal

Faculty of Architecture, Planning and Surveying

Volume 12 No. 1

January 2015

ISSN 1675-5022

## **Assessment of Craftsmen Turnover in the Construction Industry**

*Calistus Ayegba*

*Adakole Edwin Agbo*

## **Singgora Tiles: Perception of the Community in Kota Bharu, Kelantan**

*Nor Hidayah Abdullah*

*Rodiah Zawawi*

*Zuraini Md Ali*

## **Comparative Studies of Remotely Sensed Coastline Mapping Techniques**

*Siti Aekbal Salleh*

*Nurhanis Syazlia Hasshim*

*Nor Aizam Adnan*

## **A Comparative Analysis of the Cost of Cash Retention and Retention Bond**

*Bashir O. Ganiyu*

*Wasiu A. Ola-awo*

*Kabir Adetoro*

*Moh'd Kabir Umar*

## **Designers Approach in Managing Legal Design Risks in Malaysia**

*Zul Zakiyuddin Ahmad Rashid*

*Hamimah Adnan*

*Norazian Mohd Yusuwan*

## **BUILT ENVIRONMENT JOURNAL (BEJ)**

### **Chief Editor**

Professor Dr Abdul Hadi Hj Nawawi, Universiti Teknologi MARA, Malaysia

### **Managing Editor**

Assoc. Prof. Datin Dr Hamimah Adnan, Universiti Teknologi MARA, Malaysia

### **Editorial Advisory and Review Board**

Professor Dr Yusoff Abbas, Universiti  
Teknologi MARA, Malaysia

Assoc. Prof. Dr Norhati Ibrahim, Universiti  
Teknologi MARA, Malaysia

Professor Albert PC Chan, The Hong Kong  
Polytechnic University

Assoc. Prof. Dr Jamalunlaili Abdullah,  
Universiti Teknologi MARA, Malaysia

Professor Dr Ir Siti Hawa Hamzah,  
Universiti Teknologi MARA, Malaysia

Assoc. Prof. Dr Faisal Arain, Northern  
Alberta Institute of Technology (NAIT)

Professor Dr Charles Egbu, Salford  
University, United Kingdom

Professor Dr Azmi Ibrahim, Universiti  
Teknologi MARA, Malaysia

Professor Christopher Andrew Gorse, Leeds  
Sustainability Institute

Professor Low Sui Pheng, National University  
of Singapore

Professor Dr George Ofori, National University  
of Singapore, Singapore

Professor Dr Zainal Mat Saat, Universiti  
Teknologi MARA, Malaysia

Professor Dr Dasimah Omar, Universiti  
Teknologi MARA, Malaysia

Professor Dr Ismail Rahmat, Universiti  
Teknologi MARA, Malaysia

Assoc. Prof. Dr Faridah Mohd Yusof,  
Universiti Teknologi MARA, Malaysia

Dr Asrul Nasid Masrom, Universiti Tun  
Hussein Onn, Malaysia

Dr Zaharah Yahya, Universiti Teknologi  
MARA

Sr Dr Siti Aekbal Salleh, Universiti  
Teknologi MARA, Malaysia

Dr Salina Mohamed Ali, Universiti  
Teknologi MARA, Malaysia

Zarina Alias, Universiti Teknologi MARA,  
Malaysia

Copyright © February 2015 by Faculty of Architecture, Planning and Surveying, Universiti Teknologi MARA, 40450 Shah Alam, Selangor, Malaysia.

All rights reserved. No part of this publication may be reproduced, stored in a retrieval system, or transmitted in any form or any means, electronic, mechanical, photocopying, recording or otherwise, without prior permission, in writing, from the publisher.

*Built Environment Journal is jointly published by Faculty of Architecture, Planning and Surveying and UiTM Press, Universiti Teknologi MARA, 40450 Shah Alam, Selangor, Malaysia.*

*The views and opinion expressed therein and those of the individual authors and the publication of these statements in the Built Environment Journal do not imply endorsement by the publisher or the editorial staff. Copyright vested in Universiti Teknologi MARA. Written permission is required to reproduce any part of this publication.*

# Built Environment Journal

Faculty of Architecture, Planning and Surveying

Volume 12 No. 1

Jan 2015

ISSN 1675-5022

1. Assessment of Craftsmen Turnover in the Construction Industry  
*Calistus Ayegba*  
*Adakole Edwin Agbo*
2. Singgora Tiles: Perception of the Community in Kota Bharu, Kelantan  
*Nor Hidayah Abdullah*  
*Rodiah Zawawi*  
*Zuraini Md Ali*
3. Comparative Studies of Remotely Sensed Coastline Mapping Techniques  
*Siti Aekbal Salleh*  
*Nurhanis Syazlia Hasshim*  
*Nor Aizam Adnan*
4. A Comparative Analysis of the Cost of Cash Retention and Retention Bond  
*Bashir O. Ganiyu*  
*Wasiu A. Ola-awo*  
*Kabir Adetoro*  
*Moh'd Kabir Umar*
5. Designers Approach in Managing Legal Design Risks in Malaysia  
*Zul Zakiyuddin Ahmad Rashid*  
*Hamimah Adnan*  
*Norazian Mohd Yusuwan*

# ASSESSMENT OF CRAFTSMEN TURNOVER IN THE CONSTRUCTION INDUSTRY

Calistus Ayegba\*, Adakole Edwin Agbo

Department of Building, Federal University of Technology Minna Niger State, Nigeria

\*E-mail: [calistus.ayegba@futminna.edu.ng](mailto:calistus.ayegba@futminna.edu.ng)

## ABSTRACT

*The paper gives an insight on construction craftsmen turnover in the construction industry. In the study, the main factors responsible for craftsmen turnover, the effect of craftsmen turnover on contractors' performance and suggestions that will tackle the problem of turnover were considered. A total of 50 questionnaires were distributed and 46 of the administered questionnaire was responded to and returned. The data obtained were analysed with statistical tools such as standard deviation, mean and variance. Also pie charts, bar chart, column chart and line chart were used in presenting results. The four-point Likert scale was used to rank factors in order of their importance based on the relative Important Index (R.I.I) of the factors. The result shows that poor payment and benefits, poor treatment of workers and absence of advancement and promotion opportunities are the main cause of turnover while tribal differences and religious differences as regard cultural diversity are the main factors responsible for turnover. The study observed that craftsmen turnover has both direct cost and indirect cost effect on the performance of construction companies. Cost of hiring new employees, training of new workers and replacing old workers was shown to be the main direct cost effect on the performance of a contractor while indirect cost such as Project overtime, additional workload on remaining workers and reduction of project performance are the main effect of indirect cost. The study also shows that the problem of craftsmen turnover can be reduced by paying competitive compensation and benefit packages, fair treatment of workers and reward for dedicated workers are some of the best ways of reducing turnover while fairness, equal opportunity and respect for all and conducive workplace and cultural relation balance are ways of reducing turnover resulting from the cultural diversity of workers. The study also identified that motivation of craftsmen by increasing wages and salaries, promoting committed workers and training of craftsmen can be used to reduce the effect of craftsmen turnover. Based on the findings in the work, appropriate recommendations were being made to help tackle the challenges of craftsmen turnover in the construction industry.*

**Keywords:** Turnover, Craftsmen, Construction Industry

## INTRODUCTION

Craftsmen are the major employee of the construction industry since most of the work in the construction industry has to be done manually by hand. According to Muya et-al,( 2006) the availability of craftsmen is considered as one of the most critical factors for the effectiveness of the construction industry and construction output productivity depends significantly on craftsmen but cases of craftsmen turnover is becoming a big challenge to the construction industry. Shamsuzzoha, (2007) explained that craftsmen turnover is one of the factors that affect productivity which is fast becoming a serious concern. Craftsmen turnover is the rate at which craftsmen leave an organization and are replaced or the change or movement of craftsmen within an organization or from one

organization to the other. Reib (2008) defined craftsmen turnover as the degree of craftsmen replacement within and outside the organization. Sigma (2005), explained that employee turnover is the most difficult challenge faced by an organization and the causes of employee turnover is beyond the control of the employing organization. Understanding the problems associated with craftsmen turnover and measuring their factors are very significant to the success of the construction industry. Many researchers have suggested reasons behind the movement of construction workers within and outside the organization which includes that craftsmen tend to leave an organization where they are unhappy or not satisfied with Job. According to William *et.al* (2001), the wages of workers from different organization who perform similar jobs differs, a worker that receives competitive pay will have greater tendency to stay compared to workers in other organization who are underpaid. Wei and Chen (2007) stated employee turnover may be as a result of avoidable or unavoidable reasons. Unavoidable turnover of an employee may be as a result of death of an employee or organization policies; that is Organization retrenchment exercise for workers, while avoidable turnover may be due to employee dissatisfaction on the Job. Tulasz (2001) pointed some of the reasons behind workers' turnover as discontent with their direct supervisors, Job security, unfilled promises, unpaid bonuses, incompetent Leadership among others. Labour in the construction industry is an element which is not easy to manage and as such, it is the duty of the employer to ensure that everything is well coordinated and managed. The turnover cost research carried out by the Workforce Stability Institute (2000) explained that it is necessary to recruit and hire the right people to maintain a steady workforce on construction projects. Shamsuzzoha, (2007) stated that employee turnover is a terrible situation for companies which make the operation of an employer difficult to maintain. Employee turnover cause companies to incur some financial loss which will have direct and indirect cost on the organization ( Morrel, *et. al*, 2004). Direct cost according to the workforce Stability Institute (2000) are cost that can be determined and monitored which are mostly the prices paid to replace employees who leaves suddenly. Decreases in productivity and employee morale are indirect costs of turnover; they are also very important part of turnover. Hinkin, (2000) stated that indirect cost of turnover leads to decrease in productivity, project overtime and an increase in payment of those that are retained. Turnover of construction workers have an adverse effect on performance and productivity, it also reduces the profit realized by a company. Derek et al (2007) stated that employee turnover directly affects the performance of an organization. This was also supported by the regression analysis of Muhammad *et.al* (2013) that employee turnover has a relationship with organization performance. The efficiency and performance of craftsmen is mostly dependent on the management of an organization. In situations where the turnover of craftsmen is high, productivity decreases. Contractors incur costs due to turnover; costs incurred may be cost of replacing, training of new workers and preparation of relevant documents.

It is against this background that this study seeks to identify the reasons, effects, and ways of reducing crafts turnover in the construction industry so as to enhance productivity and performance of craftsmen in the Nigerian construction industry.

## **OBJECTIVES OF THE STUDY**

1. To determine the factors responsible for craftsmen turnover.
2. To determine the effects of craftsmen turnover on contractors' performance.
3. To recommend suggestions in tackling the challenges of craftsmen turnover in the construction industry in Nigeria.

## **RESEARCH METHODOLOGY**

Data for the study was collected via oral interviews and the use of a structured questionnaire designed to assess the views of respondents on craftsmen turnover in the construction industry with particular emphasis on the factors responsible for craftsmen turnover, the effects of craftsmen turnover on contractors performance and suggestions that will help tackle the challenges of craftsmen turn over

in the construction industry. The study population was the construction craftsmen themselves. The study was carried out in Lokoja the Kogi state capital. The questionnaires were administered to the craftsmen on construction sites and in their respective companies and the construction craftsmen considered in this study are the masons, carpenters, iron/steel workers, painters, electricians and plumbers. A total of 50 questionnaires were distributed. Hinkel et al (1988) however believes that the minimum sample size that allows normal distribution assumptions to be used rather than using a t-distribution is 30. Hence the sample size of 50 is justifiable.

The sample Respondents were asked to rate their level of agreement on a number of factors generated from literature review on craftsmen turn over on a four point Likert ordinal scale where 4 = Strongly Agree, 3 = Agree, 2 = Disagree and 1 = Strongly Disagree. Results obtained are presented in a tabular form, graphical charts such as Bar charts, pie charts, and column charts was used to illustrate data's for easy and clear understanding.

Data obtained from the survey were analysed using Statistical tools such as mean, variance and standard deviation, simple percentages and Relative importance Index (RII) method. The Relative importance index (RII) was calculated using the formula:

$$1. R.I.I \text{ Relative Important Index} = T.S / N.R$$

Where T.S = Total Score, N.R = Number of Respondents.

$$2. (S.I) \text{ Significant Index} = R.I.I / 15$$

Where R.I.I = Relative Importance Index, 15 = Significant important constant

The limits of definition of S.I were: Very Significant (VS)  $\geq 0.25$ , Significant (S)  $\geq 0.20 < 0.25$ ,

Slightly Significant (SS)  $\geq 0.15 < 0.20$

## RESULTS AND INTERPRETATION

### Craftsmen Distribution of Respondents

A total of fifty (50) questionnaires were administered to the construction craftsmen in Lokoja out of which a total of 46 duly completed questionnaires were returned.

Table 1 and figure 1 below shows the distribution of craftsmen from the number of construction companies sampled within the city. The results show that mason/bricklayers and carpenter has the highest number of respondents of 15 and 9 respectively with their percentages amounting to 32.6% and 19.6% respectively followed by Electricians with 7 respondents and 15.2%, painters has respondents with 13.0 % and plumber has 4 respondents with 8.7% . Roofers and iron steel workers has the least number of respondents of 3 and 2 with percentages of 6.5% and 4.4% respectively.

Table 1. Craftsmen Distribution of Respondents

| CRAFTSMEN          | NO OF RESPONDENTS | PERCENTAGE OF RESPONDENTS |
|--------------------|-------------------|---------------------------|
| Mason/Bricklayers  | 15                | 32.6                      |
| Roofers            | 3                 | 6.5                       |
| Carpenters         | 9                 | 19.6                      |
| Iron/steel workers | 2                 | 4.4                       |
| Painters           | 6                 | 13.0                      |
| Electricians       | 7                 | 15.2                      |
| Plumbers           | 4                 | 8.7                       |
| <b>TOTAL</b>       | <b>46</b>         | <b>100</b>                |

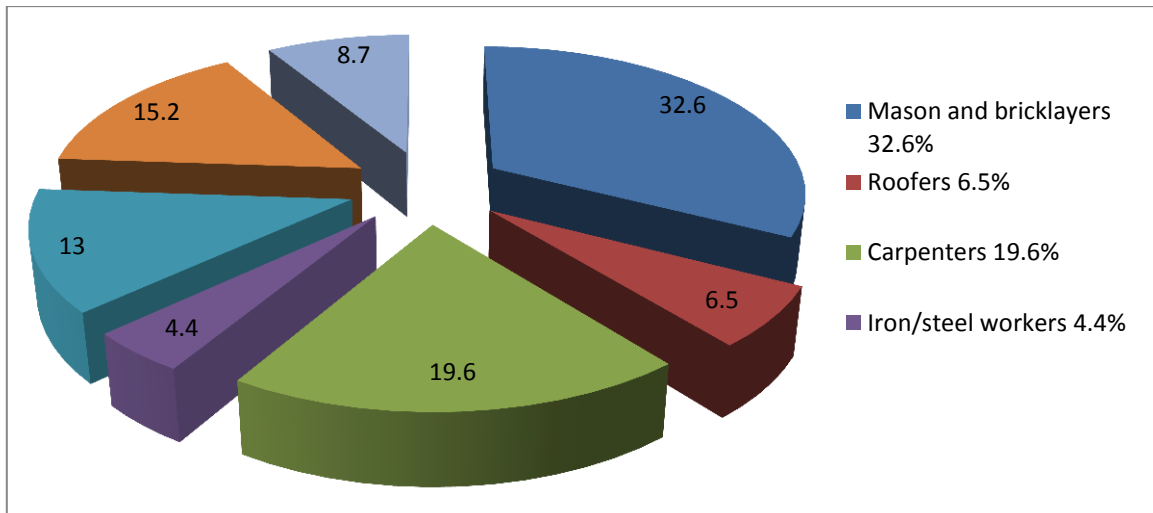


Figure 1. Craftsmen distribution of questionnaires

### Factors Responsible For Craftsmen Turnover

The Responses were then ranked for comparison of the factors. The result shows that factors which are of very significance importance are Poor payment and benefits to workers (R.I.I=3.89, S.I=0.26), Poor treatment by supervisors (R.I.I=3.85, S.I=0.26), and Absence of Advancement and promotion opportunities (R.I.I=3.78, S.I=0.25) with ranking from 1<sup>st</sup> to 3<sup>rd</sup> respectively. These results is consistent with previous study by Arie and Erick (2013). Factors such as Company policies (R.I.I=3.63, S.I=0.24), Poor social connection and interaction (R.I.I=3.50, S.I=0.23), Poor working environment (R.I.I=3.41, S.I=0.23), Work overtime (R.I.I=3.35, S.I=0.22), and poor working tools and equipment (R.I.I=3.26, S.I=0.22) shows a significant importance of the factors with ranking from 4<sup>th</sup> to 8<sup>th</sup> respectively. Factors such as Arrival of workers and No employee engagement have the same Relative importance index and significant importance (R.I.I=3.24, S.I=0.22) were ranked 9<sup>th</sup>. Poor health of workers is the least ranked with (R.I.I=3.22, S.I=0.22).

Table 2. Ranking of Factors Responsible for Craftsmen Turnover

| Factors  | S.A | A  | D | S.D | N.R | T.S | R.I.I | S.I  | RANK             | RMK |
|--|-----|----|---|-----|-----|-----|-------|------|------------------|-----|
|  | 4   | 3  | 2 | 1   |     |     |       |      |                  |     |
| Poor working environment                           | 20  | 25 | 1 | -   | 46  | 157 | 3.41  | 0.23 | 6 <sup>TH</sup>  | S   |
| Work Overtime                                      | 16  | 30 | - | -   | 46  | 154 | 3.35  | 0.22 | 7 <sup>TH</sup>  | S   |
| Arrival of new workers                             | 19  | 21 | 4 | 2   | 46  | 149 | 3.24  | 0.22 | 9 <sup>TH</sup>  | S   |
| Poor health of workers                             | 14  | 29 | 2 | 1   | 46  | 148 | 3.22  | 0.22 | 11 <sup>TH</sup> | S   |
| Poor payment and benefits                          | 41  | 5  | - | -   | 46  | 179 | 3.89  | 0.26 | 1 <sup>ST</sup>  | VS  |
| Non employee engagement                            | 18  | 23 | 3 | 2   | 46  | 149 | 3.24  | 0.22 | 9 <sup>TH</sup>  | S   |
| Absence of advancement and promotion opportunities | 36  | 10 | - | -   | 46  | 174 | 3.78  | 0.25 | 3 <sup>RD</sup>  | VS  |
| Company policies                                   | 31  | 13 | 2 | -   | 46  | 167 | 3.63  | 0.24 | 4 <sup>TH</sup>  | S   |

|  | S.A | A  | D | S.D | N.R    | T.S   | R.I.I   | S.I  | RANK            | RMK |
|--|-----|----|---|-----|--------|-------|---------|------|-----------------|-----|
| Factors                                | 4   | 3  | 2 | 1   |        |       |         |      |                 |     |
| Poor social connection and interaction | 24  | 21 | 1 | -   | 46     | 161   | 3.50    | 0.23 | 5 <sup>TH</sup> | S   |
| Poor treatment from supervisors        | 39  | 7  | - | -   | 46     | 177   | 3.85    | 0.26 | 2 <sup>ND</sup> | VS  |
| Poor working tools and equipment       | 24  | 15 | 4 | 1   | 46     | 150   | 3.26    | 0.22 | 8 <sup>TH</sup> | S   |
| Mean                                   |     |    |   |     | 160.50 | 3.488 | 0.2336  |      |                 |     |
| Variance                               |     |    |   |     | 142.50 | 0.067 | 0.00027 |      |                 |     |
| Std. deviation                         |     |    |   |     | 11.94  | 0.259 | 0.0163  |      |                 |     |

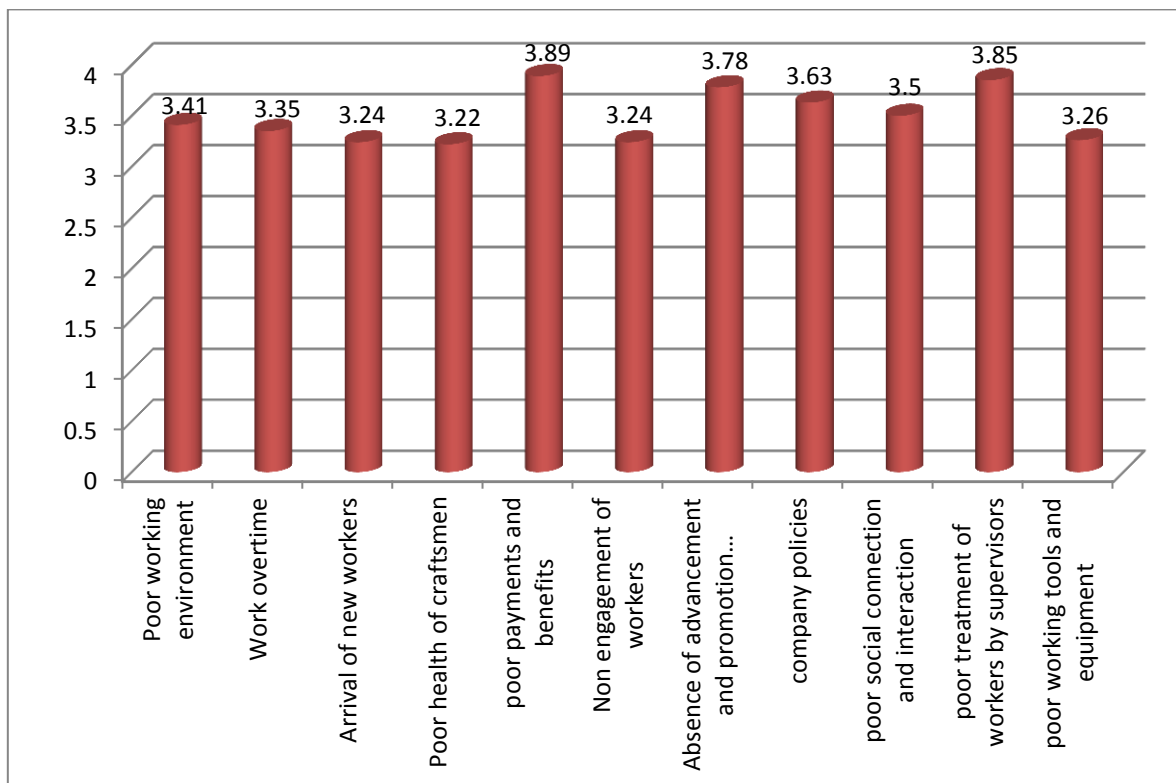


Figure 2. Factors responsible for craftsmen turnover

## EFFECTS OF CRAFTSMEN TURNOVER ON CONTRACTORS' PERFORMANCE

The effects of craftsmen turnover on contractor's performance are categorized into two (2) which are Direct and Indirect costs. Direct costs are costs that can be measured and quantified while indirect costs are costs that are difficult to measure or quantify. The Responses were then ranked for comparison of the factors in each category.

### Direct cost ranking

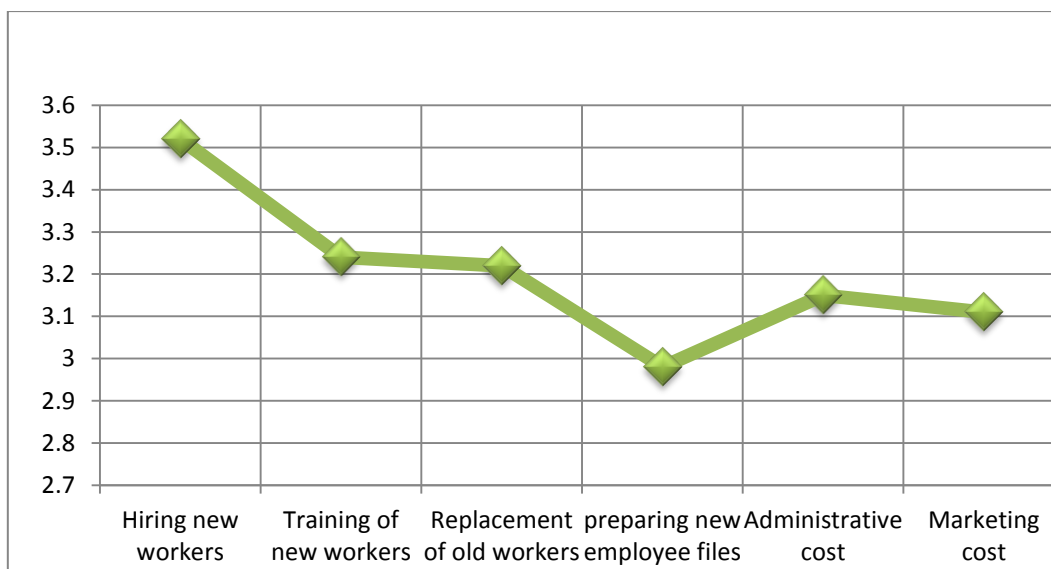
The result shows that the direct costs effects on contractor's performance are all of significant importance as regard the effect of craftsmen turnover on contractor's performance. Hiring of new



employees is ranked 1<sup>st</sup> with (R.I.I=3.52, S.I=0.24) as the main direct cost effect on contractors performance. Training of new employees and Replacement of old workers have the same value of significant important which were ranked 2<sup>nd</sup> and 3<sup>rd</sup> with (R.I.I=3.24, S.I=0.22) and (R.I.I=3.22, S.I=0.22) respectively. Administrative costs and Marketing costs also have the same value of significant importance which was ranked 4<sup>th</sup> and 5<sup>th</sup> with (R.I.I=3.15, S.I=0.21) and (R.I.I=3.50, S.I=0.23) respectively. Preparing new employee files have the least ranking of 6<sup>th</sup> with (R.I.I=2.98, S.I=0.20).

**Table 3. Ranking of Direct Cost Effects of Craftsmen Turnover on Contractors Performance**

| Factors                       | S.A      | A        | D        | S.D      | N.R | T.S     | R.I.I  | S.I     | RNK             | RMK |
|-------------------------------|----------|----------|----------|----------|-----|---------|--------|---------|-----------------|-----|
| Direct Cost                   | <b>4</b> | <b>3</b> | <b>2</b> | <b>1</b> |     |         |        |         |                 |     |
| Hiring new employees          | 26       | 18       | 2        | -        | 46  | 162     | 3.52   | 0.24    | 1 <sup>ST</sup> | S   |
| Training of new workers       | 19       | 21       | 4        | 2        | 46  | 149     | 3.24   | 0.22    | 2 <sup>ND</sup> | S   |
| Replacement of old workers    | 15       | 28       | 2        | -        | 46  | 148     | 3.22   | 0.22    | 3 <sup>RD</sup> | S   |
| Preparing new employees files | 12       | 24       | 7        | 3        | 46  | 137     | 2.98   | 0.20    | 6 <sup>TH</sup> | S   |
| Administrative cost           | 9        | 35       | 2        | -        | 46  | 145     | 3.15   | 0.21    | 4 <sup>TH</sup> | S   |
| Marketing cost                | 15       | 24       | 4        | 3        | 46  | 143     | 3.11   | 0.21    | 5 <sup>TH</sup> | S   |
| Mean                          |          |          |          |          |     | 147.333 | 3.2033 | 0.21667 |                 |     |
| Variance                      |          |          |          |          |     | 69.867  | 0.0327 | 0.00019 |                 |     |
| Std. deviation                |          |          |          |          |     | 8.359   | 0.1808 | 0.0138  |                 |     |



**Figure 3. Ranking of direct cost effect on contractor's performance**

### Indirect cost

The result shows that the dominant effect of indirect costs on contractor's performance is Project Overtime which was ranked 1<sup>st</sup> with (R.I.I=3.41, S.I=0.23), it is of significant importance. Additional workload on remaining workers which is of significant importance was ranked 2<sup>nd</sup> with

(R.I.I=3.37, S.I=0.23). Factors such as Reduced project performance and Degenerate product and service quality have the same value of significant important which were ranked 3<sup>rd</sup> and 4<sup>th</sup> with (R.I.I=3.30, S.I=0.22) and (R.I.I=3.28, S.I=0.22) respectively. Bad reputation to contractor is ranked 5<sup>th</sup> with (R.I.I=2.98, S.I=0.20). The least of the ranking is Decreased employee morale with (R.I.I=2.48, S.I=0.17) which is ranked 6<sup>th</sup>.

Table 4. Ranking of Indirect Cost of Craftsmen Turnover on Contractor's Performance

| Factors                                  | S.A      | A        | D        | S.D      | N.R | T.S    | R.I.I | S.I     | RNK             | RMK |
|--|----------|----------|----------|----------|-----|--------|-------|---------|-----------------|-----|
| Indirect Cost                            | <b>4</b> | <b>3</b> | <b>2</b> | <b>1</b> |     |        |       |         |                 |     |
| Project Overtime                         | 20       | 25       | 1        | -        | 46  | 157    | 3.41  | 0.23    | 1 <sup>ST</sup> | S   |
| Reduced project performance              | 15       | 30       | 1        | -        | 46  | 152    | 3.30  | 0.22    | 3 <sup>rd</sup> | S   |
| Decreased Employee morale                | 13       | 17       | 5        | 1        | 46  | 114    | 2.48  | 0.17    | 6 <sup>th</sup> | SS  |
| Additional Workload on remaining workers | 19       | 25       | 2        | -        | 46  | 155    | 3.37  | 0.23    | 2 <sup>nd</sup> | S   |
| Degeneration product and service quality | 16       | 27       | 3        | -        | 46  | 151    | 3.28  | 0.22    | 4 <sup>TH</sup> | S   |
| Bad reputation to organization.          | 9        | 29       | 6        | 2        | 46  | 137    | 2.98  | 0.20    | 5 <sup>TH</sup> | S   |
| Mean                                     |          |          |          |          |     | 144.33 | 3.137 | 0.21167 |                 |     |
| Variance                                 |          |          |          |          |     | 270.27 | 0.126 | 0.00054 |                 |     |
| Std. deviation                           |          |          |          |          |     | 16.44  | 0.355 | 0.0234  |                 |     |

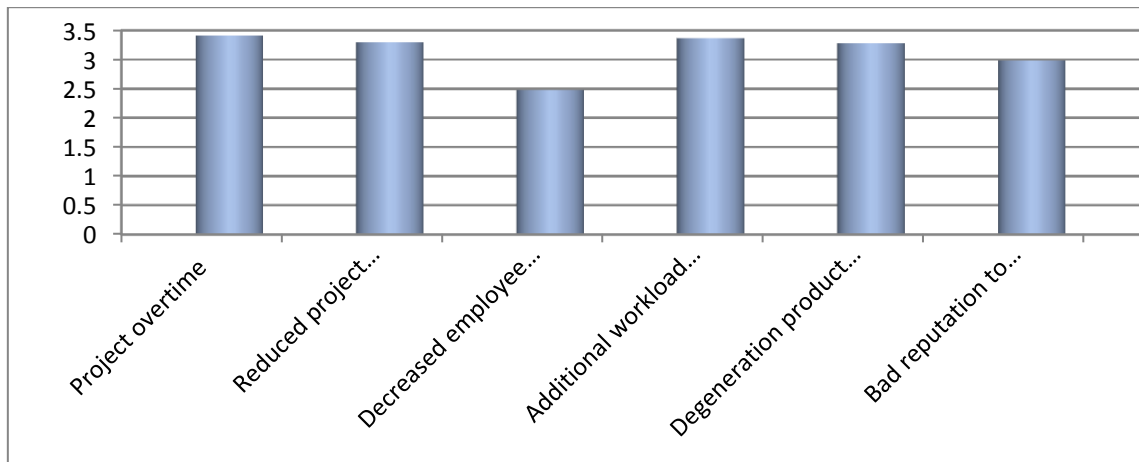


Figure 4. Ranking of Indirect Cost Effect of Craftsmen Turnover on Contractor's Performance

### Ranking of Direct cost and Indirect cost

The combined ranking of the direct cost and indirect cost effect on contractor's performance shows that Hiring of new employees with (R.I.I=3.52, S.I=0.24) is the main cost effect on contractors performance which is a direct cost and it was ranked 1st. Project Overtime with (R.I.I=3.41, S.I=0.23) is ranked 2nd. Additional workload on remaining workers which is of significant importance was ranked 3<sup>rd</sup> with (R.I.I=3.37, S.I=0.23). Factors such as Reduced project performance and Degenerate product and service quality were ranked 4<sup>th</sup> and 5<sup>th</sup> with (R.I.I=3.30, S.I=0.22) and (R.I.I=3.28, S.I=0.22) respectively. Training of new employees and Replacement of old workers with the same value of significant important were ranked 6<sup>th</sup> and 7th with (R.I.I=3.24, S.I=0.22) and (R.I.I=3.22,

S.I=0.22) respectively. Administrative costs was ranked 8<sup>th</sup> with (R.I.I=3.15, S.I=0.21). Marketing costs was ranked 9<sup>th</sup> with (R.I.I=3.11, S.I=0.21). Preparing new employee files and bad reputation to contractors have the same relative importance index and significant importance with (R.I.I=2.98, S.I=0.20) which are both ranked 10<sup>th</sup>. The least of the ranking is Decreased employee morale with (R.I.I=2.48, S.I=0.17) which is ranked 12<sup>th</sup>, it is the only factor which is slightly significant.

Table 5. General Ranking of Direct and Indirect Cost effects on Contractor's Performance

| EFFECTS        | FACTORS                                    | N.R | T.S     | R.I.I  | S.I     | RANK             |
|----------------|--|-----|---------|--------|---------|------------------|
| Direct cost    | Hiring new employees                       | 46  | 162     | 3.52   | 0.24    | 1 <sup>ST</sup>  |
|                | Training of new workers                    | 46  | 149     | 3.24   | 0.22    | 6 <sup>TH</sup>  |
|                | Replacement of old workers                 | 46  | 148     | 3.22   | 0.22    | 7 <sup>TH</sup>  |
|                | Preparing new employees files              | 46  | 137     | 2.98   | 0.20    | 10 <sup>TH</sup> |
|                | Administrative cost                        | 46  | 145     | 3.15   | 0.21    | 8 <sup>TH</sup>  |
|                | Marketing cost                             | 46  | 143     | 3.11   | 0.21    | 9 <sup>TH</sup>  |
| Indirect cost  | Project Overtime                           | 46  | 157     | 3.41   | 0.23    | 2 <sup>ND</sup>  |
|                | Reduced project performance                | 46  | 152     | 3.30   | 0.22    | 4 <sup>TH</sup>  |
|                | Decreased employee morale                  | 46  | 114     | 2.48   | 0.17    | 12 <sup>TH</sup> |
|                | Additional workload on remaining employees | 46  | 155     | 3.37   | 0.23    | 3 <sup>RD</sup>  |
|                | Degenerate product and service quality     | 46  | 151     | 3.28   | 0.22    | 5 <sup>TH</sup>  |
|                | Bad reputation to contractor               | 46  | 137     | 2.98   | 0.20    | 10 <sup>TH</sup> |
| Mean           |  |     | 145.833 | 3.17   | 0.214   |                  |
| Variance       |  |     | 157.061 | 0.0735 | 0.00034 |                  |
| Std. deviation |  |     | 12.532  | 0.2711 | 0.08439 |                  |

## REDUCTION OF CRAFTSMEN TURNOVER

The result shows that all the factors are significant except Paying competitive compensation and benefit packages which is very significant, it was ranked 1<sup>st</sup> with (R.I.I=3.70, S.I=0.25), fair treatment by supervisors was ranked 2<sup>nd</sup> with (R.I.I=3.65, S.I=0.24), Reward for dedicated workers was ranked 3<sup>rd</sup> (R.I.I=3.46, S.I=0.23), creating advancement and promotion opportunities was ranked 4<sup>th</sup> with (R.I.I=3.41, S.I=0.23), Provision of positive work environment was ranked 5<sup>th</sup> with (R.I.I=3.39, S.I=0.23), Review of compensation and benefit packages annually was ranked 6<sup>th</sup> with (R.I.I=3.35, S.I=0.22), reduce working hours was ranked 7<sup>th</sup> with (R.I.I=3.28, S.I= 0.22), Review of company policies(retrenchment exercises) was ranked 8<sup>th</sup> with (R.I.I=3.20, S.I=0.21), Hiring competent and dedicated workers was ranked 9<sup>th</sup> with (R.I.I=3.17, S.I=0.21), Social interaction with employees was ranked 10<sup>th</sup> with (R.I.I=3.11, S.I=0.21), effective communication with employee was ranked 11<sup>th</sup> with (R.I.I=3.20, S.I=0.20) and the least of the ranking is Paying attention to personal needs of workers. All this factors will help to reduce craftsmen turnover in the construction industry.

Table 6. Ranking of Factors that will Reduce Craftsmen Turnover

| FACTORS  | S.A | A  | D | S.D | N.R | T.S | R.I.I | S.I  | RNK             | RMK |
|--|-----|----|---|-----|-----|-----|-------|------|-----------------|-----|
|  | 4   | 3  | 2 | 1   |     |     |       |      |                 |     |
| Hiring competent and dedicated workers               | 13  | 29 | 3 | 1   | 46  | 146 | 3.17  | 0.21 | 9 <sup>TH</sup> | S   |
| Paying competitive compensation and benefit packages | 32  | 14 | - | -   | 46  | 170 | 3.70  | 0.25 | 1 <sup>ST</sup> | VS  |

| FACTORS  | S.A | A  | D | S.D | N.R | T.S     | R.I.I  | S.I    | RNK              | RMK |
|--|-----|----|---|-----|-----|---------|--------|--------|------------------|-----|
|  | 4   | 3  | 2 | 1   |     |         |        |        |                  |     |
| Provision of positive work environment               | 18  | 28 | - | -   | 46  | 156     | 3.39   | 0.23   | 5 <sup>TH</sup>  | S   |
| Reward for dedicated workers                         | 21  | 25 | - | -   | 46  | 159     | 3.46   | 0.23   | 3 <sup>RD</sup>  | S   |
| Paying attention to personal needs of workers        | 7   | 32 | 5 | 2   | 46  | 136     | 2.96   | 0.20   | 12 <sup>TH</sup> | S   |
| Reduced working hour                                 | 15  | 29 | 2 | -   | 46  | 151     | 3.28   | 0.22   | 7 <sup>TH</sup>  | S   |
| Review of compensation and benefit packages annually | 20  | 23 | 2 | 1   | 46  | 154     | 3.35   | 0.22   | 6 <sup>TH</sup>  | S   |
| Provision of working tools and equipment             | 6   | 36 | 2 | 2   | 46  | 138     | 3.00   | 0.20   | 11 <sup>TH</sup> | S   |
| Creating advancement and promotion opportunities     | 20  | 25 | 1 | -   | 46  | 157     | 3.41   | 0.23   | 4 <sup>TH</sup>  | S   |
| Regular communication with workers                   | 4   | 39 | 1 | 2   | 46  | 137     | 3.00   | 0.20   | 11 <sup>TH</sup> | S   |
| Social interaction with workers                      | 10  | 32 | 3 | 1   | 46  | 143     | 3.11   | 0.21   | 10 <sup>TH</sup> | S   |
| Review of company policies                           | 14  | 28 | 3 | 1   | 46  | 147     | 3.20   | 0.21   | 8 <sup>TH</sup>  | S   |
| Proper treatment of workers by supervisors           | 30  | 16 | - | -   | 46  | 168     | 3.65   | 0.24   | 2 <sup>ND</sup>  | S   |
| Mean   |     |    |   |     |     | 150.923 | 3.283  | 0.219  |                  |     |
| Variance   |     |    |   |     |     | 123.244 | 0.0572 | 0.0003 |                  |     |
| Std. Deviation                                       |     |    |   |     |     | 11.102  | 2.3917 | 0.017  |                  |     |

## CONCLUSION AND RECOMMENDATIONS

The research work studied craftsmen turnover in the construction industry. Findings show that the factors responsible for craftsmen turnover in the construction industry are: Poor payment and benefits, Poor treatment by supervisors, Absence of Advancement and promotion opportunities, Company policies, Poor social connection and interaction, Poor working environment, Work overtime, poor working tools and equipment, Arrival of workers, Non employee engagement, and Poor health of workers. The study also established that the main effect of craftsmen turnover on contractor's performance is classified into direct costs and indirect costs. Direct costs are; hiring of new employees, Training of new employees, Replacement of old workers, Administrative costs and Marketing costs. Indirect costs include: Project Overtime, Additional workload on remaining workers, reduced project performance, Degenerate product, service quality, Bad reputation to contractor and Decreased employee morale. Furthermore, the research identifies the following measures as ways by which craftsmen turnover can be reduced; Paying competitive compensation and benefit packages, fair treatment by supervisors, Reward for dedicated workers, creating advancement and promotion opportunities, Provision of positive work environment , Review of compensation and benefit packages annually, reduce working hours, Review of company policies(i.e retrenchment exercises), Hiring competent and dedicated workers, Social interaction with employees, effective communication with employee, and Paying attention to personal needs of workers. All this factors will help to reduce craftsmen turnover in the construction industry.

The study recommends that Construction firms should provide incentives so as to motivate construction craftsmen. Employers should treat their workers with respect, give equal opportunity to all craftsmen and embrace cultural diversity. There should be an agreement between construction firms and craftsmen on duration of a craftsman involvement in a project. Construction companies should recruit competent and skilled workers and also provide training programs to craftsmen.

Government should pay off debts owed to contractors in order to prevent retrenchments of craftsmen as a result of the inability to pay salaries and wages. Employers should review and pay competitive wages and benefit packages of craftsmen.

## REFERENCES

- Arie, C.G. & Erik, H.B. (2013), 'Labour Turnover And Its Effects On Performance: An Empirical Test Using Firm Data'. Pp1.
- Brent, W. (2012, August 13), '10 Ways To Reduce Employee Turnover And Improve Retention'. Wall Street Journal .Pp 1-2.
- Derek, R., McKay, Patrick, F., Wilson & David, C. (2007), "Engaging The Ageing Workforce: The Relationship Between Perceived Age Similarity, Satisfaction With Co-workers, And Employee Engagement". Journal of Applied Psychology, 92(2), Pp 1542- 1556.
- Hinkel E; Wiersma, W and Jurs, S.G (1988): *Applied Statistics for the Behavioural Sciences*. Houghton, Mifflin, Boston
- Hong, W.C., Wei, S.Y., & Chen, Y.F. (2007), "A Comparative Test of Two Employee Turnover Prediction Models". International Journal of Management, 24(4), Pp.808- 821.
- Morrell, K.M., Loan-Clarke, J., Wilkinson, A.J. (2004) 'Organisational Change and Employee Turnover' Personnel Review, 33(2), Pp.161-173.
- Muhammad, N.T., Muhammad, R., & Aisha, R (January, 2013), "The Impact Of Turnover On The Efficiency Of The Organization". Interdisciplinary Journal of Contemporary Research in Business. Superior University, Lahore. Institute of Interdisciplinary Business Research. Vol.4, No. 9: Pp700
- Muya, M., Price, A.D.F. and Edum –Fotwe, F.T, (2006). Overview of Funding for Construction Craft Skills Training in Sub- Saharan Africa: a case study of Zambia. Construction Management and Economics, Vol. 24. Pp. 197-208.
- Shamsuzzoha, A.H.M, & Rezaul, H.S (2007), "Employee Turnover: A Study of Its Causes And Effects to Different Industries in Bangladesh". Department Of Production, University of Vaasa. Pp 64-66.
- Sigma Assessment System (2005), "Overview of Employee Turnover Research". Sigma Assessment System, Port Huron, Michigan, U.S.A. Pp 1-2
- William, B., Paul, M., & Janet, W. (2001), "The Management Of Pay As The Influence Of Collective Bargaining Diminishes". University Of Cambridge Working Paper. ESRC Centre for Business Research. No. 213: Pp
- Workforce Stability Institute Greensboro (2000, October 19), "Turnover Cost Research". North Carolina (U.S.A) On El Cosh. Pp 7-10

## NOTES FOR CONTRIBUTORS

### SUBMISSION

All materials submitted for publication must be original, unpublished work and are not under consideration for publication elsewhere.

Papers may be submitted by e-mail to **bej.fspu@gmail.com**. Alternatively, 2 copies of the manuscript together with a full version on CD may be submitted to the Editorial Board.

#### **Address:**

Assoc. Prof. Datin Dr. Hamimah Adnan  
Managing Editor  
Built Environment Journal (BEJ)  
Faculty of Architecture, Planning and Surveying  
Universiti Teknologi MARA  
40450 Shah Alam  
Selangor, Malaysia.

Editors reserve the right to edit/comment on the content of the manuscript. If major or substantial amendments are recommended by the editors the authors will be given the option to accept or reject the recommendations (and withdraw participation).

### MANUSCRIPT PREPARATION

#### **Language**

The manuscript must be submitted in British English.

#### **Length**

The manuscript should be within the range of 5000 – 7500 words in Times New Roman font, 12 point type. Authors are requested to state how many words their paper contains. The manuscripts should be typed and single spaced on one side of A4 paper only, with 4 cm margins on the sides, the top and the bottom. All text should be set aligned justified throughout. The pages should be numbered in order.

#### **Title Page**

The first page of the manuscripts must contain the full title, name of author(s), designation(s) of affiliation(s), highest academic qualification and the present address(es) with the telephone/fax/e-mail contact information listed.

#### **Abstract and Keywords**

The abstract must not exceed 250 words and should summarise the paper including the main conclusions. There shall be not more than 5 keywords.

#### **Text**

The order when typing manuscripts: Title, author(s), highest academic qualification, Affiliations, Abstract, Keywords, Main Text (Aim, Problem Statement/Issues, Methodology and Analysis), Conclusion and Recommendations, References, Acknowledgment and Appendix (if any). Simple language, short sentences and a good use of headings are encouraged. Headings should

be numbered and the use of more than three levels of heading should be avoided. Headings and paragraphs should be separated by two carriage returns. Text following a heading should not be indented.

#### **Illustration**

Photographs, diagrams and charts should be referred to as “Figure(s)” and numbered in the order in which they are referred to in the text. Maps and diagrams should be submitted in a form ready for reproduction, all in legible digital format. Please note that illustrations in the journal shall be printed in black-and-white or grey-scale.

#### **Units**

All measurements and data should be given in metric units or, if other units are used, then the metric equivalent should be given in parentheses.

#### **Reference**

The Harvard system is used. The reference is referred to in the text by the following manner:

Onojaefe D, Ukpere WI (2009). *Partnership and the e-commerce initiative of small businesses. African Journal Business Management*, 3(12): 855-861.

Shahimi, N. (2006). *A Study on The Achievement of Class F Contractors. Shah Alam: Department of Quantity Surveying, Faculty of Architecture, Planning and Surveying, Universiti Teknologi MARA Malaysia.*

Swan W, Khalfan MMA (2007). *Mutual Objective Setting For Partnering Projects in the Public Sector. Engineering, Construction and Architectural Management*, 14(2): 119-130.

Stevens, R. (2004). “*Partnering, Environmental & Risk Management*”,. *International Construction Conference 2004. CIOB Malaysia.*

CIDB (2011), *Construction Industry Development Board, Malaysia, www.cidb.gov.my.*

### COPYRIGHT

Once published in the Built Environment Journal, the copyright including electronic copyrights of the article is automatically invested with UiTM. The copyright covers the exclusive use of rights to reproduce and distribute the article, including reprints, photography reproductions, microfilm, electronic publication or any reproduction of a similar nature and translations. Permission to publish illustrations must be obtained by the author before submission. Any acknowledgements should be included in the figure captions.